


THE DISPLAY COLLECTION



t h e d i s p l a y c o

The Display Collection is a comprehensive range of display and lighting components designed to a very high specification.

Be creative. You will be amazed what you can achieve with this product range with a little bit of imagination.

Not sure how to create the display? Then give us a call - we will take you through the design, step by step, to ensure you have all the components you require.



New
Freestanding Displays
- ask for details



l l e c t i o n C O N T E N T S



Kits 8

The easiest ways to create a perfect display 8-11

Sign systems 12

Wall mounted supports for signs & graphics 13-15

Cable systems 16

1.5mm cable & supports 17-23
3mm cable & supports 24-25

Installation accessories & tools 26

Installation accessories for cables & rods 26
Channel installation ideas 27
Promotional materials and spares 28

Rod systems 29

3mm rod system & supports 30-32
6mm rod system & supports 33-36
10mm rod system & supports 37-39

Graphic displays 40

Acrylic pockets & poster holders 41-42
Hook-on accessories 43
Leaflet dispensers 44
Acrylic accessories 45
Framed posters and 'A' boards 46
Banner & hanging rails 47

Product displays 48

Shelving 49
Acrylic display cubes 50

Lighting 51

How to choose your lighting 52
Cantilevered lights 53-54
Straight lights 55
Wirelights 56
Hightrack kits 57
Highlight 58
Lighting accessories 59

Freestanding displays 60

Freestyle - single units 61
Flexiframe - multiple units & frame accessories 62
Info-post 63

Light boxes 64

Cold cathode and curved light boxes 65
XtraLite 66

Support material 67

Component measurements 67

create the perfect display for

Wall mounted...



Signage suspended from the ceiling...



Floor-to-ceiling creativity...

Versatile cable and rod systems that allow you to create exactly the display you want.



you...

Freestanding displays



Add low voltage lighting



Add flexibility to your displays



Incredibly slim, bright light boxes create maximum impact...



Ultra-bright, slim light boxes can be suspended or wall mounted... used on their own or combined with other displays...



4 easy steps to create your perfect display:

1. Decide if you want your display fitted ceiling to floor, wall mounted or freestanding.
2. Decide if you want to display posters, leaflets, shelving or a combination.
3. Select size of display
4. Increase the impact of your display - add lighting. See page 51 for lighting available.

Poster holders

Ceiling to floor kits

- using 1.5mm cable
- display posters in a range of sizes



K2228L

Examples:



K21620L



K3LTR



K3DBLLTR



K3TRPLTR


Item Code:	Pocket Size	No. of Pockets	Format:
K3LTRL	11x8.5	3	Landscape
K3LTR	8.5x11	3	Portrait
K3DBLLTR	8.5x11	6	Portrait
K3TRPLTR	8.5x11	9	Portrait
K21620L	20x16	2	Landscape
K21620	16x20	2	Portrait
K2228L	28x22	1	Landscape
K2228	22x28	1	Portrait
K2436L	36x24	1	Landscape
K2436	24x36	1	Portrait

conversion chart

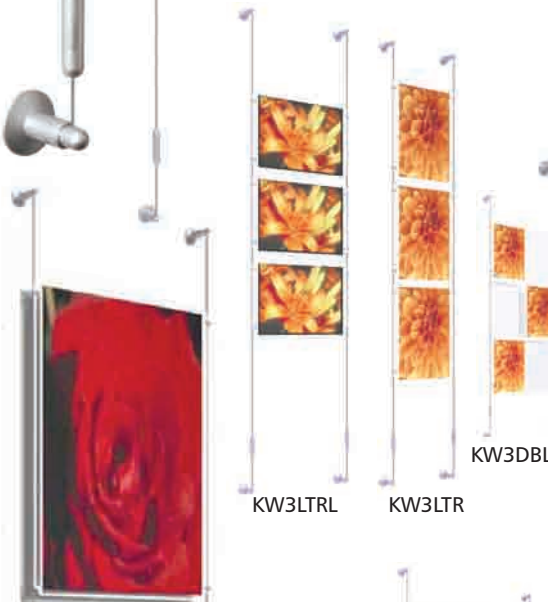
8.5x11 = 216x279mm	22x28 = 559x711mm
11x8.5 = 279x216mm	28x22 = 711x559mm
16x20 = 406x508mm	24x36 = 610x914mm
20x16 = 508x406mm	36x24 = 914x610mm

Wall mounted kits

- using 1.5mm cable
- display posters in a range of sizes



KW2436L



KW2228



KW3LTRL



KW3LTR



KW3DBLLTR



KW3TRLLTR


Item Code:	Pocket Size	No. of Pockets	Format:
KW3LTRL	11x8.5	3	Landscape
KW3LTR	8.5x11	3	Portrait
KW3DBLLTR	8.5x11	6	Portrait
KW3TRLLTR	8.5x11	9	Portrait
KW21620L	20x16	2	Landscape
KW21620	16x20	2	Portrait
KW2228L	28x22	1	Landscape
KW2228	22x28	1	Portrait
KW2436L	36x24	1	Landscape
KW2436	24x36	1	Portrait

Hook on kits

- using 1.5mm floor to ceiling cable
- to display letter size media
- acrylic pockets hook onto rods supported on floor/ceiling cables



KH2/3LTR




KH2/4LTR

KH2/2LTR

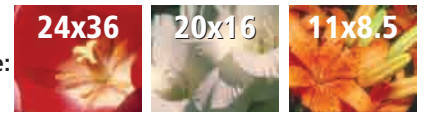
Item Code:	No. of Pockets
KH2/4LTR	4
KH2/6LTR	6
KH2/8LTR	8

Picture code to paper sizes:

Portrait:



Landscape:



Wall mounted kits

- acrylic pocket with wall mounts
- a highly attractive way to present graphics and posters
- pockets supplied with satin chrome wall supports that hold the pocket 1" (25mm) away from the wall



K2436-WM



K2436L-WM



K1620L-WM

Item Code:	Pocket Size:	Format:
KLTR-WM	8.5x11	Portrait
KLRL-WM	11x8.5	Landscape
K1620-WM	16x20	Portrait
K1620L-WM	20x16	Landscape
K2228-WM	22x28	Portrait
K2228L-WM	28x22	Landscape
K2436-WM	24x36	Portrait
K2436L-WM	36x24	Landscape

Suction pad kits

- a highly economical solution to create powerful window and internal displays that are held in position with suction pads.
- No installation required - just assemble and fix to window.
- select from letter size or 16x20 pockets, portrait or landscape.
- each kit is supplied with 2 rods, 4 clear suction pads, acrylic pockets, supports and full assembly instructions.
- kits available with 1, 2, 3 or 4 pockets



KSLTR-3

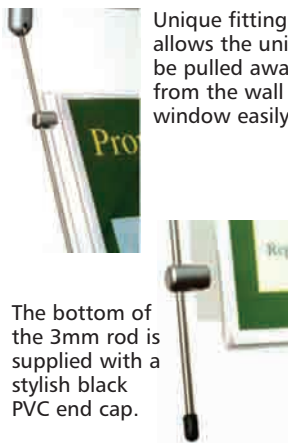
Item Code:	Pocket Size	No. of Pockets	Format:
KSLTR-3	8.5x11	1	Portrait
KSLTRL-3	11x8.5	1	Landscape
KS2LTR-3	8.5x11	2	Portrait
KS2LTRL-3	11x8.5	2	Landscape
KS3LTR-3	8.5x11	3	Portrait
KS3LTRL-3	11x8.5	3	Landscape
KS4LTR-3	8.5x11	4	Portrait
KS4LTRL-3	11x8.5	4	Landscape
KS1620-3	16x20	1	Portrait
KS1620L-3	20x16	1	Landscape

3mm rod kits

- for displays that are suspended from the top.
- a floating option that allows information to be changed easily
- can be fitted to ceiling or wall
- ideal for really awkward windows
- supplied with 6'6¾" (2m) rods



Unique fitting allows the unit to be pulled away from the wall or window easily.



The bottom of the 3mm rod is supplied with a stylish black PVC end cap.




Item Code:	Pocket Size	No. of Pockets	Format:
KR3LTR	8.5x11	3	Portrait
KR4LTR	8.5x11	4	Portrait

Easy access pockets - change the display within seconds.

Poster holders + leaflet dispensers

- choose from floor to ceiling or wall mounted
- 16x20 or 22x28 poster holder
- kit comes with poster holder, 2 x letter leaflet dispensers, 4 x tri-fold letter (with 16x20) or 5 x tri-fold letter (with 22x28) leaflet dispensers.



Item Code: Items:

Floor to ceiling:	
KPHLD1620	1 EAP16x20 1 LDTR14 1 LD2LTR
KPHLD2228	1 EAP22x28 1 LDTR15 1 LD2LTR2

Wall mounted:	
KPHLD1620-WM	1 EAP16x20 1 LDTR14 1 LD2LTR

KPHLD2228-WM	1 EAP22x28 1 LDTR15 1 LD2LTR2
--------------	-------------------------------------

*see page 8 for metric conversion

Kits


Leaflet dispensers

Ceiling to floor kits



Item Code:	Pocket Size	No. of Pockets	Format:
K1D	8.5x11	3	Portrait
K2D	8.5x11	3 x double letter	Portrait
K3D	8.25x5.5	3 x half letter	Portrait
K5D	3.5x8.5	4 x tri-fold	Portrait

Wall mounted kits



Item Code:	Pocket Size	No. of Pockets	Format:
K1DW	8.5x11	3	Portrait
K2DW	8.5x11	3 x double letter	Portrait
K3DW	4.2x5.5	3 x half letter	Portrait
K5DW	3.5x8.5	3 x tri-fold	Portrait

Freestanding units

10mm rod kits

- units consist of 10mm stainless steel rods which are screwed into a steel base.
- Panel clamps support acrylic pockets or leaflet dispensers
- supplied flat packed for easy assembly
- 6'6 $\frac{3}{4}$ " (2000mm) or 59" (1500mm) high



Item Code: Size:

- 6'6 $\frac{3}{4}$ " (2m) high poster units:
 K10-3PKT 3 x LTR pockets
 K10-4PKT 4 x LTR pockets
 K10-combo 1 x LTR pocket
 2 x LTR dispenser

- 59" (1.5m) high poster units:
 K10-3PKT-1.5 3 x LTR pockets
 K10-combo-1.5 1 x LTR pocket
- 59" (1.5m) high literature dispenser units:
 K10-LTRS 3 x LTR dispense single side
 K10-LTRD 3 x LTR dispense double side

Large freestanding kits

- larger units with many display options using poster holders, leaflet dispensers and flat or sloping shelves
- 3 frame widths to choose from, all units 78" (1981mm) high, base 13 $\frac{1}{4}$ " (337mm) diameter
- supplied flat pack with easy to follow assembly instructions
- quick fit cable supplied cut to length



Item Code:

Size:

- 36"(914mm) wide frame with poster holders:
 KFR-3678-6LTR 6 x 8.5x11 pockets
 KFR-3678-6LTR-LINK 6 x 8.5x11 pockets
 KFR-3678-8LTR 8 x 8.5x11 pockets
 KFR-3678-8LTR-DBL 8 x 8.5x11 pockets
 KFR-3678-21620 2 x 16x20 pockets
 KFR-3678-31620 3 x 16x20 pockets
 KFR-3678-12228 1 x 22x28 pocket
 KFR-3678-22228 2 x 22x28 pockets
 KFR-3678-12436 1 x 24x36 pocket

Shelving

Ceiling to floor kits



KGS1 Large

- 2 x 1/4" (6mm) tempered safety glass shelves
- supplied with 13'1" (4m) cable plus hardware
- add extra shelf or poster holder



Item Code:	Shelf size: w x d	Cable centers: w x d
Large: KGS1	25x13" (635 x 330mm)	25½x12" (635 x 305mm)

Extra additions:
KAGS2536 Add on shelf
KA2436 24x36 poster holder

Medium: KGS2	23 x 13" (584 x 330mm)	23½ x 12" (597 x 305mm)
------------------------	---------------------------	----------------------------

Extra additions:
KAGS2313 Add on shelf
KA2228 22 x 28 poster holder

Small: KGS3	17 x 13" (432 x 330mm)	17½ x 12" (445 x 305mm)
-----------------------	---------------------------	----------------------------

Extra additions:
KAGS1713 Add on shelf
KA1620 16 x 20 poster holder

Large Narrow: KGS4	25 x 7" (635 x 178mm)	25½ x 5½" (645 x 150mm)
------------------------------	--------------------------	----------------------------

Extra additions:
KAGS257 Add on shelf
KA2436 24 x 36" poster holder

Wall mounted kits



KWGS1 Large

- 2 x 1/4" (6mm) tempered safety glass shelves
- supplied with 9'8" (3m) cable plus hardware
- add extra shelf or poster holder



Item Code:	Shelf size: w x d	Cable centers: w x d
Large: KWGS1	25x13" (635 x 330mm)	25½x11½"16" (635 x 300mm)

Extra additions:
KAGS2536 Add on shelf
KA2436 24x36 poster holder

Medium: KWGS2	23 x 13" (584 x 330mm)	23½ x 11½"16" (597 x 300mm)
-------------------------	---------------------------	--------------------------------

Extra additions:
KAGS2313 Add on shelf
KA2228 22 x 28 poster holder

Small: KWGS3	17 x 13" (432 x 330mm)	17½ x 11½"16" (445 x 300mm)
------------------------	---------------------------	--------------------------------

Extra additions:
KAGS1713 Add on shelf
KA1620 16 x 20 poster holder

Large Narrow: KWGS4	25 x 7" (635 x 178mm)	25½ x 5½" (645 x 150mm)
-------------------------------	--------------------------	----------------------------

Extra additions:
KAGS257 Add on shelf
KA2436 24 x 36" poster holder

Hanging rails

- ideal for suspending clothing and large banners
- cables fit floor to ceiling
- supplied with 1" (25mm) hanging rails, 36" (914)mm long, height fully adjustable and 13'1" (4m) cables



KHR1
Single hang rail

KHR2
Double hang rail



KHR51
Hang rail plus glass shelf



KHRP1
Hang rail plus poster pocket

Item Code: No. of Rails

KHR1	1
KHR2	2
KHR1	1 rail + 1 glass shelf 36 x 12" (914 x 305mm)
KHRP1	1 rail + 1 36" x 20" (914 x 508mm) poster pocket



*shown with optional header pockets

Item Code:	Size:
36" (914mm) wide frame with shelves:	
KF1	3 large flat shelves 25 x 13" (635 x 330mm)
KF2	letter size sloping shelves

Item Code:	Size:
6'8" (1727mm) wide frame with shelves:	
KF3	6 large flat shelves 25 x 13" (635 x 330mm)

Item Code:	Size:
36" (914mm) wide frame with shelves AND poster:	
KF4	24 x 36" (610 x 914mm) poster holder 2 large flat glass shelves 25 x 13" (635 x 330mm)

Item Code:	Size:
6'8" (1727mm) wide frame with shelves AND poster:	
KF5	Double width 2 x 24"x36" (610x914mm) poster holder plus 4 large flat glass shelves 25 x 13" (635 x 330mm)

Item Code:	Size:
2 x 36" (914mm) wide, hinged frames with leaflet dispensers:	

Single sided: FF1SS	6 x tri-fold pockets (30 tri-fold pockets) plus 2 x double letter (4 letter pockets)
-------------------------------	---

Double sided: FF1DS	6 x tri-fold pockets (60 tri-fold pockets) plus 4 x double letter (8 letter pockets)
-------------------------------	---


Header1	22 x 28" header pockets
---------	-------------------------

Sign systems

All you need to create high impact signs



- Wall mounted supports
- Suspended signs
- Directional signs
- Banner displays
- Hook-on presentations
- Projecting signs
- Acrylic panels and poster holders
- Show off your signs with elegant illumination
- Instant solutions for exhibition signage



Wall-mounted sign supports

- hold signs away from the wall
- enhance appearance
- easy to keep clean

Supports for panels/signs with holes

1/2" (12mm) diameter supports*



WM12
3/4" (20mm) length

Item Code:	Finish:	Panel hole size:	Panel thickness:	Requires screw size:
WM12	Satin Chrome	3/8" (9mm)	up to 1/2" (12mm)	No. 6

5/8" (16mm) diameter supports*



WM19 - Flush Cap
Designed to be used with a screw to mount a panel flat on the wall

WM19	Satin Chrome	1/4" (6mm)	-	No. 10
-------------	---------------------	------------	---	--------



WM05
9/16" (14mm) length

WM05	Satin Chrome	1/4" (6mm)	up to 1/4" (6mm)	No. 10
-------------	---------------------	------------	------------------	--------



WM05-13
1" (25mm) length

WM05-13	Satin Chrome	1/4" (6mm)	up to 1/2" (13mm)	No. 10
----------------	---------------------	------------	-------------------	--------



WM05L-20
1 1/2" (40mm) length

WM05L-20	Satin Chrome	1/4" (6mm)	up to 3/4" (20mm)	No. 10
-----------------	---------------------	------------	-------------------	--------



WM18
1" (25mm) length
Supplied with a 3/4" (19mm) cap

WM18	Satin Chrome	1/4" (6mm)	up to 1/2" (13mm)	No. 10
-------------	---------------------	------------	-------------------	--------



WM08
1 1/4" (32mm) overall length
Rubber shaft for use with glass. Can hold 2 x 6mm thick panels only. Barrel is 14mm long.

WM08	Satin Chrome	3/8" (9mm)	12mm	No. 10
-------------	---------------------	------------	------	--------

1" (25mm) diameter supports*



WM15
1" (25mm) length

Item Code:	Finish:	Panel hole size:	Panel thickness:	Requires screw size:
WM15	Satin Chrome	1/2" (12mm)	1/4"-3/4" (6-20mm)	No. 10



WM16
2" (50mm) length

WM16	Satin Chrome	1/2" (12mm)	1/4"-3/4" (6-20mm)	No. 10
-------------	---------------------	-------------	--------------------	--------



WM17 3" (75mm) length

WM17	Satin Chrome	1/2" (12mm)	1/4"-3/4" (6-20mm)	No. 10
-------------	---------------------	-------------	--------------------	--------

* Components shown actual size

Standard finish satin chrome, all other finishes on request

Full dimensions - p68


All components shown on this page are in Satin Chrome finish. Most components are also available in the following finishes:



Wall-mounted supports

Accessories for panels/signs with holes


Support joiner/panel spacer



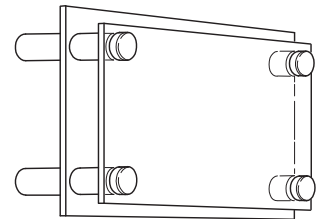
- make a strong design statement with one panel in front of another to create a double-depth sign
- takes a panel up to **1/4"** (6mm) thick
- also use to join two supports together to achieve required length
- invisible when in use

Item Code: Finish:

PC31 Brass



PC31



Supports for panels without holes

Panel support



- for signs, panels or acrylic pockets up to **1/4"** (7mm) thick
- locks to any angle
- ideal to use with easy access pockets (page 41)

Item Code: Finish:

WM09 Satin Chrome



Plastic spacer



- enables a sign, panel or acrylic pocket to be fitted without a hole. Designed for use with **5/8"** (16mm) diameter fittings
- available in sizes: **1/13"** (2mm), **1/9"** (3mm), **3/16"** (4.8mm), **1/4"** (6mm), thick
- saves time and money, as there is no need to drill panels
- clean appearance as no visible screw

Item Code: Size:

WMS-2	2mm
WMS-3	3mm
WMS-4.8	4.8mm
WMS-6	6mm



WMS

Four way spacer



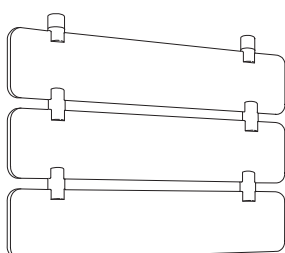
- allows multiple panels to be butted closely together.
- holds panel on corner
- takes panels up to **1/4"** (6mm) thick

Item Code: Finish:

WM20 Satin Chrome



For components to create stunning directory signs, please see the cable and rod sections.



Wall-mounted supports

Clamps for signs/shelves

Project 19mm from wall



WM01

WM02

- supports that can be used vertically for signs or horizontally to support shelves
- available in 2 sizes to hold signs/shelves up to **3/8"** (10mm) thick

For signs/shelves up to **1/4"** (7mm) thick

Item Code: Finish:

WM01 Satin Chrome

For signs/shelves up to **3/8"** (10mm) thick

Item Code: Finish:

WM02 Satin Chrome

Project 5mm from wall



WM03

WM04

- supports that can be used vertically for signs or horizontally to support shelves
- available in 2 sizes to hold signs/shelves up to **3/8"** (10mm) thick

For signs/shelves up to **1/4"** (7mm) thick

Item Code: Finish:

WM03 Satin Chrome

For signs/shelves up to **3/8"** (10mm) thick

Item Code: Finish:

WM04 Satin Chrome

Hooks

Hook



- for panels up to **1/8"** (3mm) thick with holes

Item Code: Finish:

WM06 Satin Chrome

Picture hook



Item Code: Finish:

WM07 Satin Chrome

Support for wooden sign or shelf



Use vertically to support signs

Use horizontally to support shelves

- support that can be used vertically for signs or horizontally to support shelves
- can be locked to any angle
- for glass shelves add P08 retaining screw

Item Code: Finish:

WM10 Satin Chrome

Retaining screw



- to hold glass shelf or sign fitted with WM10
- holds **1/4"** (6mm) thick as standard
- plastic insert to protect glass
- hole **1/4"** (6mm) dia, **1/2"** (12mm) from edge

Item Code: Finish:

P08 Satin Chrome

Decorative wall plate



- decorative plate that can be positioned under any standard wall mount or sign support
- creates an up-market appearance and provides added strength to the installation
- **1 1/2"** (38mm) diameter

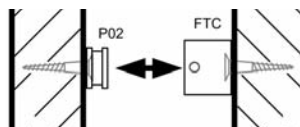
Item Code: Finish:

P01 Satin Chrome

Fixing panel to wall



- screw fix panel to wall
- **1/2"** (12.5mm) spacer



Item Code: Finish:

KPP-1 Satin Chrome



Cable systems



* Projects designed and installed by Atlas Display (DHB) Ltd



creative

flexible

highest quality

easy to install

- Choose from 1.5mm or 3mm thick galvanised steel cables - will not fray, kink or mark, unlike stainless steel
- 1.5mm cable supports up to 264lbs. (120kg), 3mm cable up to 440lbs. (200kg)
- Designed and manufactured to the highest possible standards of quality
- Life time guarantee on all metal components
- Extensive range of components and accessories ensures complete design flexibility
- Low-voltage lighting can be fully integrated onto the cable systems
- Stylish yet discreet design
- Easy to install, with an installation service available if required
- Available in standard finish - satin chrome. Polished chrome, brass and special finishes are available on request



1.5mm cable - fitting options

Ceiling to floor

- the basic kit for fixing between ceiling and floor
- includes top and bottom fittings, 13'1" (4m) of cable and spring tensioner
- also available with insulated cable for use with lighting on exhibition stands



Item code: Finish:
CA4 Satin Chrome

With insulated cable:
CA4S Satin Chrome

Ceiling to wall

- ideal for supporting signs and graphics
- includes top and bottom fittings, spring tensioner and 9'10" (3m) cable



Item code: Finish:
CCW Satin Chrome

Wall to wall

- use for suspending signs and graphics
- includes top and bottom fittings, spring tensioner and 9'10" (3m) cable



Item code: Finish:
CWW Satin Chrome

Wall to floor

- use for suspending signs and graphics
- includes top and bottom fittings, spring tensioner and 9'10" (3m) cable



Item code: Finish:
CWF Satin Chrome

Angled top and bottom

- use on sloping or flat surfaces
- includes top and bottom fittings, spring tensioner and 13'1" (4m) cable



Item code: Finish:
Angled top to angled bottom:
CAA Satin Chrome

Angled top to regular bottom fitting:
CAF Satin Chrome



K3LTRL K3LTR

Item code: Item:
K3LTR Kit
K3LTRL Kit



KW21620 KW21620L

Item code: Item:
KW21620 Kit
KW21620L Kit

Standard finish satin chrome, all other finishes on request

All cables can be supplied in longer lengths.

Polished Chrome:  Polished Brass: 

1.5mm cable - fitting options

Ceiling suspended fittings

Ceiling fitting supplied with 6'6" (2m) long cable

- ideal for supporting signs



Item Code: Finish:

C2 Satin Chrome

Top cable fitting and panel clamp

- 6'6" (2m) long cable with top fitting and panel clamp to take up to 1/4" (7mm) or 3/8" (10mm) thick panel
- ideal for supporting signs



For panels up to 1/4" (7mm) thick

Item Code: Finish:

KC2-CG05 Satin Chrome

For panels up to 3/8" (10mm) thick

Item Code: Finish:

KC2-CG05-10 Satin Chrome



Ceiling fitting with cable and weight

- top fitting with 13'1" (4m) long cable and bottom weight measuring 4" h x 1 1/4" dia.
(100mm h x 30mm dia.)
Weight 1 1/4 lbs. (.55kg)
- weight ensures taut cable for signs and banners



Item Code: Finish:

CCT Satin Chrome

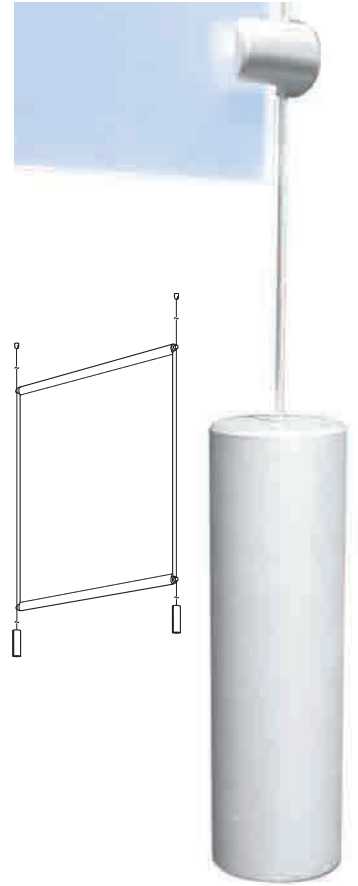
Angled ceiling fitting with cable and weight

- wall mounted support with adjustable angle.
Weight 1 1/4 lbs. (.55kg)
- weight ensures taut cable for signs and banners




Item Code: Finish:

CAT Satin Chrome



Quick fit cable



- cable design to be used with channel top and bottom
- includes 13'1" (4m) of cable, 2 quick fit toggles & spring tensioner
Not to be used with lighting

Item Code: Finish:

CQQ Satin Chrome

Extra strong ceiling/wall fitting




- can be used with any standard ceiling fitting or wall mount

Item Code: Finish:

HDS Satin Chrome

Decorative cover disc - thread through



- can be used with any standard cable or 3mm rod
- use below false ceiling to hide hole, giving a professional finish

Item Code: Finish:

CD-4 Satin Chrome

Decorative support plate




- can be used with any standard ceiling fitting or wall mount

Item Code: Finish:

P01-PC01 Satin Chrome

Full dimensions - p68

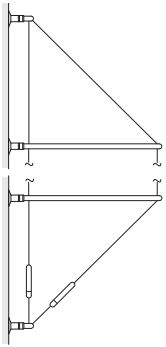
Standard finish satin chrome, all other finishes on request



1.5mm cable - fitting options

Double cable fittings

- available in **6"** (150mm) and **12"** (300mm) cable centers
- creates a stylish support for shelving and graphics




Wall to wall fittings with two 9'10" (3m) cables

6" (150mm) cable centers

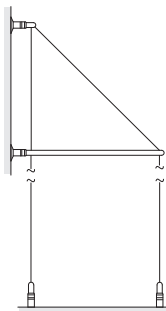
Item Code: **C2WW-15** Finish: **Satin chrome**

12" (300mm) cable centers

Item Code: **C2WW-30** Finish: **Satin chrome**



KWS72523



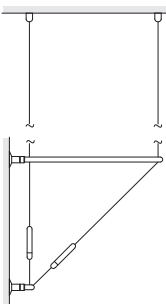
Wall to floor fittings with two 9'10" (3m) cables

6" (150mm) cable centers

Item Code: **C2WF-15** Finish: **Satin chrome**

12" (300mm) cable centers

Item Code: **C2WF-30** Finish: **Satin chrome**



Ceiling to wall fittings with two 9'10" (3m) cables

6" (150mm) cable centers

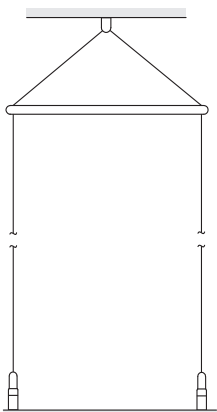
Item Code: **C2CW-15** Finish: **Satin chrome**

12" (300mm) cable centers

Item Code: **C2CW-30** Finish: **Satin chrome**



Twin cable fittings



Twin cable with single ceiling fitting


- single ceiling fitting, with two **13'1"** (4m) long cables fixed to the floor
- spacer bar to ensure cable centers **12"** (300mm)
- other sizes available on request
- tensioners fitted at bottom

Item Code: **C2A4F** Finish: **Satin Chrome**

Standard finish satin chrome, all other finishes on request

Full dimensions - p68

All cables can be supplied in longer lengths.

Polished Chrome:  Polished Brass: 

Panel clamps - 1.5mm cable

Vertical clamps

For panels up to 1/8" (4mm) thick:




Item Code: Finish:

Single
CG03 Satin Chrome

Double
CG04 Satin Chrome

For panels up to 1/4" (7mm) thick:



Item Code: Finish:

Single
CG01 Satin Chrome

Double
CG02 Satin Chrome

For panels up to 1/2" (12.7mm) thick:



Item Code: Finish:

CG14 Satin Chrome

For panels up to 1/2" (12.7mm) thick with holes:




- with insert for holes. Supports two 6mm thick glass panels with poster between.

Item Code: Finish:

CG08 Satin Chrome

Multi-position clamps - can be locked at any angle

For panels up to 1/4" (7mm) thick:




Item Code: Finish:

Single
CG11 Satin Chrome

Double
CG21 Satin Chrome

For panels up to 3/8" (10mm) thick:



Item Code: Finish:

Single
CG13 Satin Chrome

Double
CG23 Satin Chrome

Clamps for wide panels - top/bottom clamps for panels wider than the distance between cables


For panels up to 1/4" (7mm) thick:



Item Code: Finish:

CG09 Satin Chrome

Multi-position clamps for panels up to 1/4" (7mm) thick:



- can be locked into any position

Item Code: Finish:


Single
CG12 Satin Chrome

Double
CG22 Satin Chrome

For acrylic accessories see pages 40-45

Full dimensions - p68

Standard finish satin chrome, all other finishes on request

Polished Chrome:  Polished Brass: 

Panel supports - 1.5mm cable

Supports for panels with holes

For panels $\frac{3}{16}$ " - $\frac{1}{4}$ " (5-6mm) thick




- hole size $\frac{1}{4}$ " (6mm) diameter
- supports for panels up to $\frac{3}{4}$ " (20mm) thick available on request

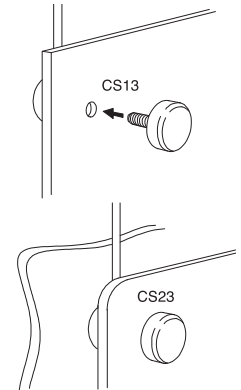
Item Code: Finish:

Single
CS13 Satin Chrome

Double
CS23 Satin Chrome



CS13 & CS23
for extra thick panels up to $\frac{3}{4}$ ", specify size required.
Ref example: CS13/S



Supports for screw fix panels



Support

- support for any item fitted with boss fitting - see P02

Item Code: Finish:

Single
CS03 Satin Chrome

Double
CS04 Satin Chrome



P02 Boss

- Boss for use with supports CS03/CS04
- use with up to No. 10 countersunk wood screw or bolt

Item Code: Finish:

P02 Nickel

P02-2 Boss

- as above, but double sided, to attach two components together

Item Code: Finish:

P02-2 Nickel

Hooks

Hook for panels up to $\frac{1}{9}$ " (3mm) thick with holes



Item Code: Finish:

Single
CH01 Satin Chrome

Double
CH02 Satin Chrome

Picture hooks



Item Code: Finish:

Single
CS12 Satin Chrome

Double - not shown
CS22 Satin Chrome

Nylon tip screws



All panel and shelving clamps are supplied with nylon tip as standard*


- nylon tip protects glass and acrylic

* except CG03, CG04

For spare screws see page 28

Full dimensions - p68

Standard finish satin chrome, all other finishes on request



Shelf supports - 1.5mm cable

Under-shelf support



- locates under shelf
- inconspicuous
- for drilled and slotted shelf
- shelf hole size **10mm**, slot width **2mm**

*Please use metric sizing when drilling glass.

Item Code: Finish:

CS01 Satin Chrome



Supports for wooden or glass shelves

Shelf support



- adjustable to any angle of slope
- can be locked into position
- for glass shelves add ref. P08 (see right)

Item Code: Finish:

Single CS11 Satin Chrome

Double CS21 Satin Chrome

Screw to retain glass shelves

Used with CS11 or CS21 to hold

- 6mm** thick as standard
- flush finish
- plastic insert to protect glass
- hole **6mm** dia, **6mm** thick glass
- hole **12mm** from the edge of glass



Item Code: Finish:

P08 Satin Chrome

*For drilled glass use metric measurement to be exact.

Clamps for glass shelves

Clamp for glass shelves up to 1/4" (7mm) thick



- for glass shelves without holes

Item Code: Finish:

Single CG06 Satin Chrome

Double CG07 Satin Chrome

Clamp for glass shelves up to 1/2" (12.7mm) thick




- for glass shelves without holes

Item Code: Finish:

CG15 Satin Chrome

Multi-position clamps for glass shelves

Multi-position clamp for glass shelves up to 1/4" (7mm) thick




- adjustable to any angle
- can be locked into position

Item Code: Finish:

Single CG11 Satin Chrome

Double CG21 Satin Chrome

Multi-position clamp for glass shelves up to 3/8" (10mm) thick



- adjustable to any angle
- can be locked into position

Item Code: Finish:

Single CG13 Satin Chrome

Double CG23 Satin Chrome

Full dimensions - p68

Standard finish satin chrome, all other finishes on request



Shelf & rod supports - 1.5mm cable

Supports to hold rods

Rod support

Single



Double

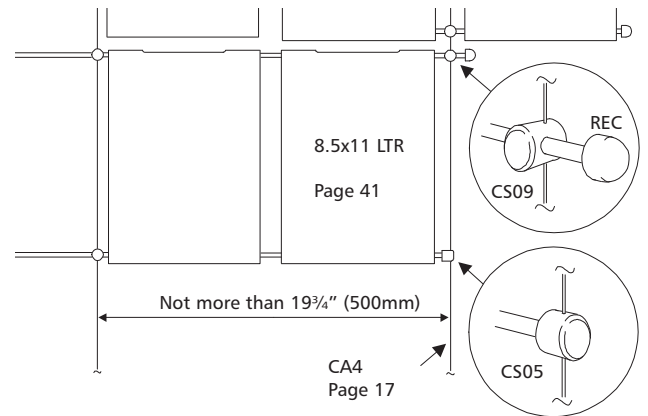


- for 6mm diameter rods
- rods will hold acrylic pockets, leaflet holders, banners & graphics

Item Code: Finish:

Single
CS05 Satin Chrome

Double
CS06 Satin Chrome



Rod support - fixed position

- to hold 6mm rod

Item Code: Finish:

CS09 Satin Chrome




Rod support - Multi-position

- to hold 6mm rod
- can be locked in any position

Item Code: Finish:

CS07 Satin Chrome



See page 43 for Acrylic Hook-on Accessories

Unthreaded rod - 6mm dia

Item Code: Finish:

19 3/4" (0.5m) rod
R500P Satin Chrome

39 1/3" (1m) rod
R1000P Satin Chrome



Rod end caps

Item Code: Finish:


End cap for 6mm rod
REC Satin Chrome

Black PVC end cap for 6mm rod
REC-P/BL Black



Full dimensions - p68

Standard finish satin chrome, all other finishes on request

Polished Chrome:  Polished Brass: 

Cable & panel clamps - 3mm cable

3mm cable

13'1" (4m) cable with ceiling to floor fixings



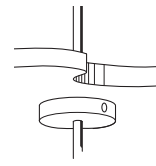
3mm cable supports up to 440lbs., giving all the advantages of a robust appearance with the smallest size supports on the market. Fittings have the same cable centers as 1.5mm cable. See page 26 for installation accessories.

- includes spring loaded tensioner
- the basic kit for fixing between ceiling and floor
- all cables can be supplied in longer lengths

Item Code: Finish:

CA4-3 Satin Chrome

Decorative cover disc - thread through

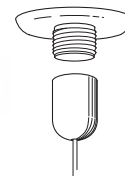


- can be used with any standard cable or 3mm rod
- use below false ceiling to hide hole, giving a professional finish

Item Code: Finish:

CD-4 Satin Chrome

Decorative support plate



- can be used with any standard ceiling fitting or wall mount

Item Code: Finish:

P01-PC01 Satin Chrome

Vertical clamps

For panels up to 1/4" (7mm) thick



Item Code: Finish:

CG01-3 Satin Chrome

For panels up to 1/2" (12.7mm) thick



Item Code: Finish:


CG14-3 Satin Chrome

Clamps for wide panels - Top/bottom supports for panels wider than the distance between cables

Single



Double



For panels up to 1/4" thick

- adjustable to any angle
- can be locked into position

Item Code: Finish:

**Single
CG12-3 Satin Chrome**

**Double
CG22-3 Satin Chrome**

Supports for panels with holes

For panels 3/16"-1/4" (5-6mm) thick

Single



Double

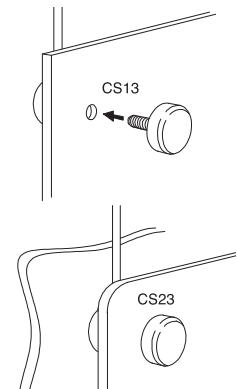


- hole size 1/4" (6mm) diameter
- supports for panels up to 3/4" (20mm) thick available on request (reference CS13/S)

Item Code: Finish:

**Single
CS13-3 Satin Chrome**

**Double
CS23-3 Satin Chrome**



Full dimensions - p68


Standard finish satin chrome, all other finishes on request

Polished Chrome:  Polished Brass: 

Panel & shelf supports - 3mm cable

Multi-position clamps for panels and shelves

For panels up to 1/4" (7mm) thick




- adjustable to any angle
- can be locked into position

Item Code: Finish:

Single
CG11-3 Satin Chrome

Double
CG21-3 Satin Chrome

For panels up to 3/8" (10mm) thick



- adjustable to any angle
- can be locked into position

Item Code: Finish:

Single
CG13-3 Satin Chrome

Double
CG23-3 Satin Chrome

Clamp for glass shelves

For panels up to 1/2" (12.7mm) thick



Item Code: Finish:

CG15-3 Satin Chrome

Under-shelf support



- locates under shelf
- shelf is drilled - hole size **10mm**
- inconspicuous

Item Code: Finish:

CS01-3 Satin Chrome

*Please use metric sizing when drilling glass.

Supports for wooden or glass shelves

Shelf support



- adjustable to any angle of slope
- can be locked into position
- for glass shelves add ref. P08 (see right)

Item Code: Finish:

Single
CS11-3 Satin Chrome

Double
CS21-3 Satin Chrome

Screw to retain glass shelves



- Used with CS11-3 or CS21-3 to hold **6mm** thick as standard
- flush finish
 - plastic insert to protect glass
 - hole **6mm** dia, **6mm** thick glass
 - hole **12mm** from the edge of glass

Item Code: Finish:

P08 Satin Chrome

*Please use metric sizing when drilling glass.

Supports for screw fix panels



- support for any item fitted with boss fitting P02
- perfect to support hanging rails - page 47

Item Code: Finish:

CS03-3 Satin Chrome

P02 Boss


- Boss for use with supports CS03/CS04
- use with up to No. 10 countersunk wood screw or bolt

Item Code: Finish:

P02 Nickel

Hooks

Hook for panels up to 1/9" (3mm) thick with holes



Item Code: Finish:

Single
CH01-3 Satin Chrome

Double
CH02-3 Satin Chrome

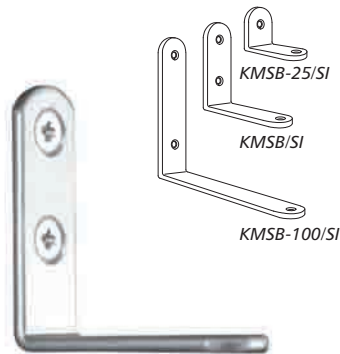
Standard finish satin chrome, all other finishes on request

Polished Chrome:  Polished Brass: 

Installation accessories for cable & rod installations

Brackets

Single wall bracket

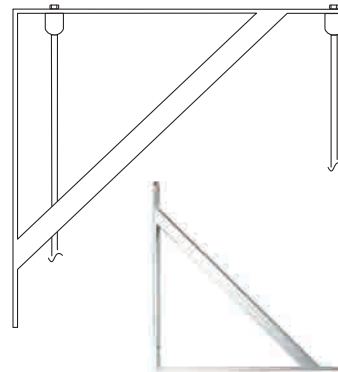


- available in 3 sizes
 - all units can be fitted to the wall using up to no 10 screws
 - supplied with nut and bolt to connect cable/rod to bracket
- Size:
KMSB-25/SI: 1¼" (30mm) height, 1½" (35mm) depth, cable fixing: 1" (25mm) from wall
KMSB/SI: 2½" (60mm) height, 2½" (60mm) depth, cable fixing: 2" (50mm) from wall
KMSB-100/SI: 4½" (110mm) height, 4½" (110mm) depth, cable fixing: 4" (100mm) from wall

Item Code: Finish:

KMSB-25/SI	Silver
KMSB/SI	Silver
KMSB-100/SI	Silver

Triangular wall bracket



- supplied with 2 nuts and bolts to connect cables/rods to bracket
- supports 2 cables/rods 12" (300mm) apart
- hi-tech appearance
- can be used as a canopy or sign support

Size: 13¾" (350mm) height, 13¾" (350mm) depth, cables/rods project 1⅞" (40mm) and 13⅜" (340mm) from the wall

Item Code: Finish:

KMDB/SI	Silver
----------------	---------------

Channels and toggle fittings



Dovetail channel

Rebate channel

6'6" (2m) dovetail channel

- for ceiling, floor or wall mounting
- makes cables/rods fully moveable
- stylish appearance
- order suitable toggle to connect cable/rod to the channel (see below)

Item Code: Finish:

ACD-2	2m silver
ACD-1	1m silver


8' (2438mm) rebate channel

- for rebating into floor or shelves with a flush finish
- makes cables/rods fully moveable
- order suitable toggle to connect cable/rod to the channel (see below)

Item Code: Finish:

V8	Silver
-----------	---------------

8' double sided channel



- for wall mounting with wall brackets and toggles

Item Code: Finish:

ACL	Silver
------------	---------------

Quick fit cable



- cable design to be used with channel top and bottom
- includes 13'1" (4m) of cable, 2 quick fit toggles & spring tensioner

NB Not to be used with lighting

Item Code: Finish:

CQQ	Satin Chrome
------------	---------------------

Toggle



AT

Easy fit toggle



K1008S-M5

Item Code: Finish:

AT	Silver
-----------	---------------

- for fixing cables/rods to channels
- can be used with all top and bottom fittings
- supplied complete with allen key, 12mm and 14mm long screws

Item Code: Finish:

K1008S-M5	Silver
------------------	---------------

Quick fit toggle



- brass toggle that screws into the top end of a cable/rod or wall fitting
- fits directly into almost any make of channel
- invisible when used

Item Code: Finish:

PC01-Q	Brass for cable
PR01-Q	Brass for rod

Isolators

Add isolators when using channel or installing into metal ceilings or floors

Top isolator

- Black nylon for cables, white nylon for rods



Top Isolator

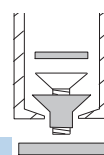
Top isolator

Code:

PC01/I	For cables
PR01/I	For rods

Bottom isolator

- in 3 nylon sections



Bottom Isolator

Bottom isolator

Code:

SP/I/S	For cables & rods
---------------	-------------------

In-line rod isolator

- insert when metal accessories touch both rods to avoid fusing



In-line isolator

Code:

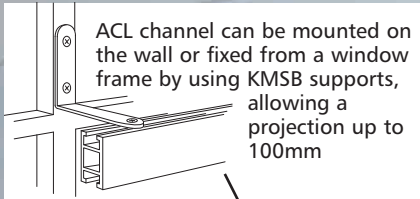
L/IJ	For 6mm rods
-------------	--------------

Full dimensions - p68

Polished Chrome:

Polished Brass:


Channel installation ideas for cable & rod installations



Channel solves many installation challenges:

- use channel when you wish to change the poster sizes and need different cable/rod centers
- use channel to create a feature area
- use channel to bring the display away from the wall or window
- use channel to bridge over a poor fixing area
- channel allows tremendous fixing flexibility. You can position cables anywhere along their length

Bottom rod fitting with AT toggle



ACL channel with quick fit cable (ref: CQQ)

Promotional materials and spares

Samples



Increase your sales by using samples which enable you to show the quality and design of the product. Remember - once your client sees and touches the product they normally purchase, as they are so delighted with the quality and design. The samples have been vastly reduced in price and are NOT subject to any discounts.

Sample snake

- 1.5mm cable supplied with top/bottom fittings.
- length 39¹/₃" (1m)
- fittings: CG01, CG02, CG03/PC, CG04, CG06, CG09, CG11, CS01/BR, CS13

Item Code:


CSC

Sample frame

- complete frame ideal for dropping in your briefcase
- extensive range of cable and rod samples with a 1/3 A4 acrylic pocket
- size 17" (430mm) wide x 12³/₁₆" (310mm) high

Item Code:

CSF



Sample 3mm rod

- 3mm rod 4" (100mm) length supplied with REC end cap and a CG03 support



Item Code:

RB1-S

Freestyle sample frame

- supplied with quick fit cables and a business card holder supported with CG03 supports

Item Code:

SFS



Sample cases

Small

- small lightweight blue plastic case with cables/rods and wall mounted supports
- 13³/₄" w x 11³/₁₆" h x 2⁹/₁₆" d (350mm w x 300mm h x 65mm d)

Large:

- Large heavy duty black plastic case with a comprehensive range of cable/rod fittings, plus low voltage lighting sample
- 15³/₈" w x 11³/₈" h x 5⁵/₁₆" d (390mm w x 290mm h x 135mm d)

Item Code: Size:

SC/S **Small**
SC/L **Large**



Screws & Miscellaneous fittings

Grubscrews for fittings

- spare grubscrews for use with fittings



Item Code:

P13G/S **M3 x 3mm**
P12 **M3 x 6mm**
P11 **M5 x 6mm**
P16 **M4 x 6mm**
P18 **M4 x 4mm**

Nylon tipped screws

- protects glass and acrylic



Item Code:

P10 **M6 x 10mm**

Bare cable

- 1.5mm diameter cable
- available in 5 lengths
- supplied with copper crimps

Item Code: Length:

BC1 **39 1/3" (1m)**
BC2 **6'6" (2m)**
BC3 **9'10" (3m)**
BC4 **13'1" (4m)**
BC5 **16'4" (5m)**

Ceiling fitting

Cover cap

Rod

Bottom cover

Floor fitting



Rod systems



dynamic
strong
visual
statement
highest
quality

Rod systems to suit your design and budget

- 3mm rods support up to 132lbs. (60kg)
- 6mm & 10mm rods can support up to 440lbs. (200kg)
- Greater stability than the cable systems, with a dynamic yet elegant look
- Designed and manufactured to the highest possible standards of quality
- Life time guarantee on all metal components
- Extensive range of components and accessories ensure complete design flexibility
- Ideal for vertical and horizontal presentations
- Easy to install with an installation service available if required
- Available in standard finish - satin chrome. Polished chrome, brass and special finishes are available on request



3mm rod - fitting options

Ceiling to floor fitting...

Screw fix to ceiling/floor

- designed for use where displays are not changed often or where there is plenty of access to change posters
- fittings screw directly into ceiling/floor
- supplied with **9'10"** (3m) long rod, threaded at both ends



Item Code: *Finish:*
*RBCF3 Satin Chrome

Toggle fitting to fit into channel

- for fast, flexible installations, use this toggle option
- displays fitted into channel can be easily relocated to take different poster sizes
- faster to install on difficult ceilings
- supplied with **9'10"** (3m) long rod, threaded at both ends



Item Code: *Finish:*
*RBTF3 Satin Chrome

Suspended rods - from wall or ceiling

Suspend from ceiling or wall with ball bearing fitting

- fitting available with or without toggle
- either screws directly into wall or ceiling or order fitting with toggle to fit into channel or freestanding units.
- ideal for display windows, close to the glass
- allows the display to be moved at an angle, giving access for window cleaning and changing displays
- highly practical fitting with end cap
- perfect for displays that are changed frequently

RB1 standard fitting



RBT1 with AT toggle for fixing into channel



Screw-in fitting:

Item Code:	Finish:	Rod Length
RB1	Satin Chrome	39 ¹ / ₃ " (1m)
RB2	Satin Chrome	78 ³ / ₄ " (2m)
*RB3	Satin Chrome	9'10" (3m)

With quick fit toggle fitting for use in channels:

Item Code:	Finish:	Rod Length
RBT1	Satin Chrome	39 ¹ / ₃ " (1m)
RBT2	Satin Chrome	78 ³ / ₄ " (2m)
*RBT3	Satin Chrome	9'10" (3m)

See page 26 for channel options
See page 61 for freestanding frames

***Subject to availability**



See 3mm kits on page 9.
For more information on the full range, please call for details

Clamps - 3mm rod

Vertical clamps

For panels up to 1/8" (4mm) thick

- non-removable panel clamp for panels up to 1/8" (4mm) thick



Item Code: Finish:

Single	
CG03-3	Satin Chrome
Double	
CG04-3	Satin Chrome



For panels up to 1/4" (7mm) thick:



Item Code: Finish:

CG01-3	Satin Chrome
---------------	---------------------

For panels up to 1/2" (12.7mm) thick:



Item Code: Finish:

CG14-3	Satin Chrome
---------------	---------------------

Horizontal bar



Horizontal 10mm bar

- 10mm bar designed to take 4 x 3mm rods at 9 7/8" (244mm) rod centers, which can be used with CG03-3 or CG04-4 to hold easy access pockets
- overall length 30 1/6" (764mm)
- rod centers 28 13/16" (732mm)

Item Code: Finish:

HR10-3	Satin Chrome
---------------	---------------------

End caps for 10mm bar



- add two REC-10 for each horizontal bar ordered


Item Code: Finish:

REC-10	Satin Chrome
---------------	---------------------

Multi-position clamps for panels and shelves

For panels up to 1/4" (7mm) thick

- adjustable to any angle
- can be locked into position




Item Code: Finish:

Single	
CG11-3	Satin Chrome
Double	
CG21-3	Satin Chrome

For panels up to 3/8" (10mm) thick

- adjustable to any angle
- can be locked into position




Item Code: Finish:

Single	
CG13-3	Satin Chrome
Double	
CG23-3	Satin Chrome

Clamps for wide panels

For panels 1/4" thick

- Top/bottom supports for panels wider than the distance between cables
- adjustable to any angle
- can be locked into position




Item Code: Finish:

Single	
CG12-3	Satin Chrome
Double	
CG22-3	Satin Chrome

Supports for panels with holes

For panels 3/16"-1/4" (5-6mm) thick

- hole size 1/4" (6mm) diameter
- supports for panels up to 3/4" (20mm) thick available on request




Item Code: Finish:

Single	
CS13-3	Satin Chrome
Double	
CS23-3	Satin Chrome

Supports - 3mm rod

Multi-position supports to hold rods


Support to hold 6mm rods



- holds **6mm** diameter rod at any angle
- rods will hold acrylic pockets, leaflet holders, banners & graphics
- can be locked into position

Item Code: Finish:
RR01-3/6 Satin Chrome

Support to hold 10mm rods




- holds **10mm** diameter rod at any angle
- can be locked into position

Item Code: Finish:
RR01-3/10 Satin Chrome

Hooks

Hook for panels up to 1/8" (3mm) thick with holes



Item Code: Finish:
Single
CH01-3 Satin Chrome
Double
CH02-3 Satin Chrome

Picture hook



- can also be used on **3mm** cable

Item Code: Finish:
CS12-3 Satin Chrome

Under-shelf support



- locates under shelf
- for shelf with **10mm** hole
- shelf is drilled
- inconspicuous

Item Code: Finish:
CS01-3 Satin Chrome

*For drilled glass use metric measurement

Clamp for glass shelves



For panels up to
1/2" (12.7mm) thick

Item Code: Finish:
CG15-3 Satin Chrome

Rod support for 6mm rod



- for 6mm diameter rods
- rods will hold acrylic pockets, leaflet holders, banners & graphics

Item Code: Finish:
CS05-3 Satin Chrome

Supports for screw fix panels




- Support for any item fitted with boss fitting P02
- perfect to support hanging rails

Item Code: Finish:
CS03-3 Satin Chrome

Item Code: Finish:
P02 Nickel

Supports for wooden or glass shelves

Shelf support



- adjustable to any angle of slope
- can be locked into position
- for glass shelves add ref. P08 (see right)

Item Code: Finish:
Single
CS11-3 Satin Chrome
Double
CS21-3 Satin Chrome

Screw to retain glass shelves



- Used with CS11-3 or CS21-3 to hold **6mm** thick as standard
- flush finish
- plastic insert to protect glass
- hole **6mm** dia, **6mm** thick glass
- hole **12mm** from the edge of glass

Item Code: Finish:
P08 Satin Chrome

*For drilled glass use metric measurement

6mm rod - fitting options

6mm rods and end caps

Threaded rod - both ends



- 4'11" (1.5m) rod, left hand threaded at both ends
- rods can be joined together

Item Code:	Finish:
R1500	Stainless steel

Threaded rod - one end only



- 19 1/4" (0.5m) rod, left hand threaded at one end, domed at the other

Item Code:	Finish:
R500	Stainless steel

Unthreaded rod



- available in 19 1/4" (0.5m) and 39 1/3" (1m lengths)

Item Code:	Finish:
19 1/4" (0.5m)	Stainless steel
R500P	Stainless steel
39 1/3" (1m)	Stainless steel
R1000P	Stainless steel

Rod end caps



Item Code:	Finish:
End cap for 6mm rod	Stainless steel
REC	Satin Chrome
Black PVC end cap for 6mm rod	Black
REC-P/BL	Black


Rod fitting options

Top/bottom fitting for rods



Item Code:	Finish:
RAS	Satin Chrome

Angled top fitting plus bottom floor fitting



- adjustable through 180°, the top fitting can be fixed to a horizontal, vertical or sloping surface

Item Code:	Finish:
RAAS	Satin Chrome

Rod ceiling fittings



Screw fit Push fit

- available as screw fit - use with threaded rod or push fit with grub screw

Item Code:	Finish:
Screw fit	Stainless steel
RS	Satin Chrome
Push fit	Stainless steel
RP	Satin Chrome

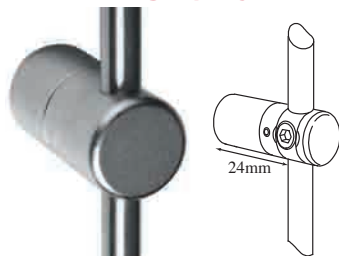
Angled fittings



- available as screw fit - use with threaded rod or push fit with grub screw
- adjustable through 180°

Item Code:	Finish:
Screw fit	Stainless steel
RSA	Satin Chrome
Push fit	Stainless steel
RPA	Satin Chrome

Wall fitting - projects 15/16" (24mm)



- use vertical or horizontal
- use up to no.10 screw to fix

Item Code:	Finish:
WM11	Satin Chrome

Wall/panel fitting - projects 3/8" (10mm)



- use vertical or horizontal
- support to be used with Boss ref. P02
- minimum panel thickness 1/2" (12mm)
- use up to no. 8 screw to fix

Item Code:	Finish:
RS03	Satin Chrome
P02	Nickel

See page 43 for Acrylic Hook-on Accessories and page 49 for Hook-on Shelves


Full dimensions - p68



Panel clamps - 6mm rod

Vertical clamps

For panels up to 1/4" (7mm) thick:



Item Code: Finish:

Single	
RG01	Satin Chrome
Double	
RG02	Satin Chrome

For panels up to 1/4" (7mm) thick - non-removable

- supports signs from the side



Item Code: Finish:

RGN01	Satin Chrome
--------------	---------------------

Multi-position clamps

For panels up to 1/4" (7mm) thick:




- adjustable to any angle
- can be locked into position

Item Code: Finish:

Single	
RG11	Satin Chrome
Double	
RG21	Satin Chrome

For panels up to 3/8" (10mm) thick




- adjustable to any angle
- can be locked into position

Item Code: Finish:

Single	
RG13	Satin Chrome
Double	
RG23	Satin Chrome

Multi-position clamps for wide panels

For panels up to 1/4" (7mm) thick:



- top/bottom clamps for panels wider than the distance between rods
- adjustable to any angle
- can be locked into position

Item Code: Finish:

Single	
RG12	Satin Chrome
Double	
RG22	Satin Chrome



Supports for panels with holes

For panels 3/16"-1/4" (5-6mm) thick:



- to hold standard panels 1/4" (5-6mm) thick
- hole size 6mm diameter
- supports for panels up to 3/4" (20mm) thick are also available
- see ordering information on the right

Item Code: Finish:

Single	
RS13	Satin Chrome
Double	
RS23	Satin Chrome

RS13 & RS23
for extra thick panels up to 3/4" (20mm), specify size required.
Ref example:
RS13/S

Full dimensions - p68



Supports - 6mm rod

Supports for screw fix panels



Support

- support for any item fitted with boss fitting P02 - see right

Item Code: Finish:

Single
RS03 Satin Chrome

Double
RS04 Satin Chrome



P02 Boss

- Boss for use with supports RS03/RS04
- use with up to No. 10 countersunk wood screw or bolt

Item Code: Finish:

P02 Nickel



P02-2 Boss

- as above, but double sided, to attach two components together

Item Code: Finish:

P02-2 Nickel

Sign support

For panels up to 1/4" (7mm) thick



- Supports signs from above

Item Code: Finish:


RG05 Satin Chrome

Light weight card signs only (sign should weigh 200g max.)
See page 18 for heavy sign systems.



Hooks

Hook for panels up to 1/9" (3mm) thick with holes



Item Code: Finish:

Single
RH01 Satin Chrome

Double
RH02 Satin Chrome

Picture hooks



Item Code: Finish:

Single
RS12 Satin Chrome

Double
RS22 Satin Chrome

Under-shelf support



- locates under shelf
- shelf requires 10mm diameter hole
- non-removable support

Item Code: Finish:

Single
RS01 Satin Chrome



*For drilled glass use metric measurement


Full dimensions - p68

Polished Chrome:  Polished Brass: 

Shelf supports - 6mm rod

Supports for wooden or glass shelves

Shelf support



- adjustable to any angle of slope
- can be locked into position
- for glass shelves add ref. P08 (see right)

Item Code: Finish:

Single	
RS11	Satin Chrome
Double	
RS21	Satin Chrome

Screw to retain glass shelves



- Used on RS11 or RS21 to hold **6mm** thick as standard
- flush finish
- plastic insert to protect glass
- hole **6mm** dia, **6mm** thick glass
- hole **12mm** from edge of glass

Item Code: Finish:

P08	Satin Chrome
------------	---------------------

*For drilled glass use metric measurement

Clamps for glass shelves and panels

Clamp for glass shelves up to 1/4" (7mm) thick



- for glass shelves without holes

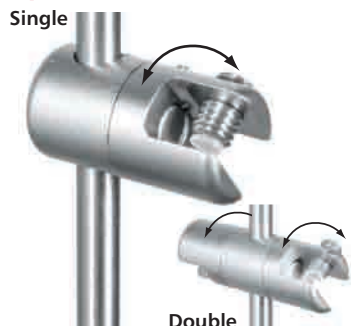
Item Code: Finish:

Single	
RG06	Satin Chrome
Double	
RG07	Satin Chrome



Multi-position clamps for glass shelves and panels

Multi-position clamp for glass shelves and panels up to 1/4" (7mm) thick




- adjustable to any angle
- can be locked into position

Item Code: Finish:

Single	
RG11	Satin Chrome
Double	
RG21	Satin Chrome

Multi-position clamp for glass shelves and panels up to 3/8" (10mm) thick



- adjustable to any angle
- can be locked into position

Item Code: Finish:

Single	
RG13	Satin Chrome
Double	
RG23	Satin Chrome

Supports to hold rods

Rod support




- for **6mm** diameter rods
- rods will hold acrylic pockets, leaflet holders, banners & graphics etc.

Item Code: Finish:

Single	
RS05	Satin Chrome
Double	
RS06	Satin Chrome

Rod support - Multi-position



- to hold **6mm** rod
- support for rods at any angle
- can be locked into position

Item Code: Finish:

RR01	Satin Chrome
-------------	---------------------

See page 33 for 6mm Diameter Rods

See page 43 for Acrylic Hook-on Accessories

Full dimensions - p68



10mm rod - fitting options

10mm threaded rod

Threaded rod - both ends



- 10mm rod, right hand threaded
- available in 19¼" (.5m), 39½" (1m) and 4'11" (1.5m) lengths

Item Code: Finish:

R1500-10 Stainless steel
R1000-10 Stainless steel
R500-10 Stainless steel

Rod end caps



Item Code: Finish:

REC-10 Satin Chrome

Rod fitting options

Top/bottom fitting



Item Code: Finish:

RAS-10 Satin Chrome

Ceiling fitting



- screw fix for use with threaded rod

Item Code: Finish:

RS-10 Satin Chrome

Wall mounted fittings - vertical or horizontal

- wall mounted fixing to hold the rod 1½" (27mm) from the wall



Item Code: Finish:

WM11-10 Satin Chrome

- wall mounted fixing to hold the rod 2" (50mm) from the wall
- ideal for use with narrow shelves



Item Code: Finish:

WM11L-10 Satin Chrome

In-line connector

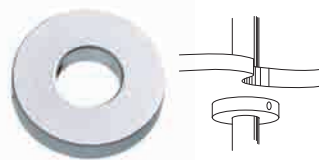


- allows a 6mm horizontal rod to be fitted flush to the vertical 10mm rod

Item Code: Finish:

RC10-6 Satin Chrome

Decorative cover disc - thread through



- can be used with any standard 6mm or 10mm diameter rod
- use below false ceiling to hide hole, giving a professional finish

Item Code: Finish:

CD-10 Satin Chrome

Extra strong ceiling/wall fitting



- heavy duty ceiling/wall support with 3 screw holes for extra secure fixing

Item Code: Finish:

HDS Satin Chrome

Decorative support plate



- can be used with any standard ceiling fitting or wall mount

Item Code: Finish:

P01-PC01 Satin Chrome


NB: All 10mm rod fittings shown here are NON-REMOVABLE and are threaded onto the rod at the time of installation

Full dimensions - p68

Panel clamps - 10mm rod

Vertical clamps

For panels up to 1/4" (7mm) thick:



Item Code: Finish:

Single	
RG01-10	Satin Chrome
Double	
RG02-10	Satin Chrome

For panels up to 1/2" (12.7mm) thick:




Item Code: Finish:

RG14-10	Satin Chrome
---------	--------------

Multi-position clamps

For panels up to 1/4" (7mm) thick:



- adjustable to any angle
- can be locked into position

Item Code: Finish:

Single	
RG11-10	Satin Chrome
Double	
RG21-10	Satin Chrome

For panels up to 3/8" (10mm) thick




- adjustable to any angle
- can be locked into position

Item Code: Finish:

Single	
RG13-10	Satin Chrome
Double	
RG23-10	Satin Chrome

Multi-position clamps for wide panels

For panels up to 1/4" (7mm) thick




- top/bottom supports for panels wider than the distance between rods
- adjustable to any angle
- can be locked into position

Item Code: Finish:

Single	
RG12-10	Satin Chrome
Double	
RG22-10	Satin Chrome

Supports for panels with holes

For panels 3/16"-1/4" (5-6mm) thick



- hole size 1/4" (6mm) diameter
- to hold standard panels 3/16"-1/4" (5-6mm) thick
- for extra thick panels up to 3/4" (20mm), specify size required. (reference RS13-10/S)

Item Code: Finish:

Single	
RS13-10	Satin Chrome
Double	
RS23-10	Satin Chrome

Hooks

Hook for panels up to 1/9" (3mm) thick with holes



Item Code: Finish:

Single	
RH01-10	Satin Chrome
Double	
RH02-10	Satin Chrome

Picture hook



Item Code: Finish:

RS12-10	Satin Chrome
---------	--------------

All 10mm rod fittings shown here are NON-REMOVABLE and are threaded onto the rod at the time of installation

Full dimensions - p68

Supports - 10mm rod

Supports for wooden or glass shelves

Shelf support



- adjustable to any angle of slope
- can be locked into position
- for glass shelves add ref. P08 (see right)

Item Code: Finish:

Single	
RS11-10	Satin Chrome
Double	
RS21-10	Satin Chrome

Screw to retain glass shelves



- Used on on RS11-10 or RS21-10 to hold **6mm** thick as standard
- flush finish
- plastic insert to protect glass
- hole **6mm** dia, **6mm** thick glass
- hole **12mm** from the edge of glass


Item Code: Finish:

P08	Satin Chrome
------------	---------------------

*For drilled glass use metric measurement

Clamp for glass shelves and panels

Clamp for glass shelves up to 1/4" (7mm) thick



- for glass shelves without holes

Item Code: Finish:

Single	
RG06-10	Satin Chrome
Double	
RG07-10	Satin Chrome

Supports to hold rods

Rod support for 6mm rod



- to take **6mm** diameter rods
- rods will hold acrylic pockets, leaflet holders, banners & graphics

Item Code: Finish:

Single	
RS05-10	Satin Chrome
Double	
RS06-10	Satin Chrome

Supports for screw fix panels



Support

- support for any item fitted with boss fitting P02 (see right)

Item Code: Finish:

Single	
RS03-10	Satin Chrome
Double	
RS04-10	Satin Chrome



P02 Boss

- Boss for use with supports RS03-10/RS04-10
- use with up to No. 10 countersunk wood screw or bolt

Item Code: Finish:

P02	Nickel
------------	---------------

Multi-positional supports to hold rods

Support to hold 6mm rods




- to hold **6mm** diameter rods
- rods will hold acrylic pockets, leaflet holders, banners & graphics etc.

Item Code: Finish:

RR01/6-10	Satin Chrome
------------------	---------------------

Support to hold 10mm rods



- to hold **10mm** rod
- support for rods at any angle
- can be locked into position



Item Code: Finish:

RR01-10	Satin Chrome
----------------	---------------------

See page 33 for 6mm Diameter Rods. See page 43 for Acrylic Hook-on Accessories.

All 10mm rod fittings shown here are **NON-REMOVABLE** and are threaded onto the rod at the time of installation

Accessories can make an enormous difference to the power of your presentation. Create highly attractive hard-working projects



Your choice of finishes & material

More than just clear acrylic... be adventurous and turn a simple design into something spectacular...

Imagery...

Screen printing

Create high quality text and logo images.

Vinyl lettering

An inexpensive option, ideal for simple lettering.

Acrylics...

Non-reflective acrylic - used to increase visibility in sunny windows or to reduce the glare from spot lighting.

Green edge - looks like glass.

Sandblast effect - looks like sandblasted glass and does not show dust. Creates impressive screens and background panels.

Colored acrylic - solid colors create ideal background panels.



Acrylic pockets & poster holders

A wide range of pocket types and sizes are available to suit any display requirement. Shown here are just some of the options available - if you want a special size or shape, please call to discuss your requirements.

Easy access pockets



Portrait and landscape pockets in clear acrylic, available in a wide range of sizes.

- designed to be used with cable/rod systems or wall mounted supports (WM09, WM05-13 with WMS-2)




Jumbo pockets

Double sided acrylic pocket designed to take very large posters. Made to order - please call for details.



'C' shaped pockets

A poster display that has a decorative back panel which can be screen printed with logos or text. Back panel can be supplied straight or with decorative 'ragged' edge. Made to order only - please call.



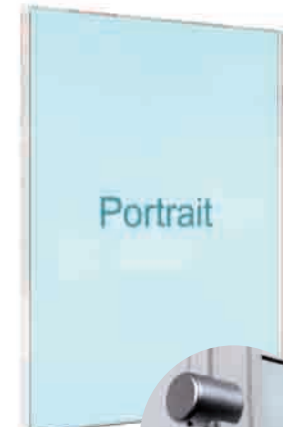
Easy access pockets

- portrait and landscape pockets in clear acrylic with polished edges
- available in a wide range of sizes
- custom sizes available

Portrait pockets

- Sizes 16" x 20" and up are supplied with top clip as standard

Item Code:	Size:	1.5mm & 3mm Cable/Rod centers:	6mm Rod centers:	10mm Rod centers:
EAP8.5x11	Letter	9 7/8"	10 1/8"	10 1/4"
EAP16x20	16" x 20"	17 3/8"	17 5/8"	17 3/4"
EAP22x28	22" x 28"	23 3/8"	23 5/8"	23 3/4"
EAP24x36	24" x 36"	25 3/8"	25 5/8"	25 3/4"



Landscape pockets

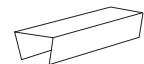
- 20" x 16" and up are supplied with top clip as standard

Item Code:	Size:	1.5mm & 3mm Cable/Rod centers:	6mm Rod centers:	10mm Rod centers:
EAP8.5x11	Letter	12 3/8"	12 5/8"	12 3/4"
EAP20x16	20" x 16"	21 3/8"	21 5/8"	21 3/4"
EAP28x22	28" x 22"	29 3/8"	29 5/8"	29 3/4"
EAP36x24	36" x 24"	37 3/8"	37 5/8"	37 3/4"



Spare top clips

- for use with landscape and portrait easy access pockets

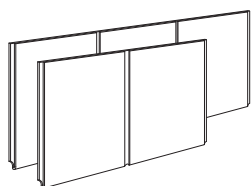


Item Code:
MRC

Double and treble width pockets

- double and treble width 8.5" x 11" portrait pockets in 1/8" thick clear acrylic

Item Code:	Size:	1.5mm & 3mm Cable/Rod centers:	6mm Rod centers:	10mm Rod centers:
EAPDBLLTR	Letter x 2 pockets	18 5/8"	18 7/8"	19"
EAPTRPLTR	Letter x 3 pockets	27 3/8"	27 5/8"	27 3/4"




*see page 8 for metric conversion

Cable/rod centers shown refer to fixed position clamps only e.g. CG01, CG03(p16), CG01-3, CG03-3 (p27), RG01 (p30), RG01-10 (p34)

Acrylic pockets & poster holders

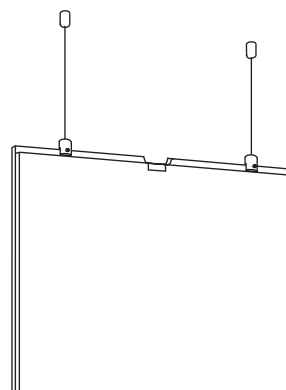
Top fixing pocket



Top fixing pockets

- designed to be suspended from the top
- 1/8" thick acrylic, supplied with top clip
- use with KC2-CG05 (p14)
- custom sizes available

Item Code:	Size:
TH16x20	16" x 20"
TH22x28	22" x 28"
TH24x36	24" x 36"



Pocket frames - for suspension on cables




Solid natural beech frames that attach directly to the cables, with no additional fittings

- complete with U-shaped acrylic pockets
- all units double sided
- profile size: 7/8" (22mm) wide x 3/4" (20mm) deep
- available in European sizes only

Item Code:	Size:	1.5mm Cable centres:
WFA5	A5	182mm
WFA4	A4	244mm
WFA3	A3	331mm
WFA2	A2	454mm

EUROPEAN PAPER SIZE : **A5** = 148 x 210mm **A4** = 210 x 297mm **A3** = 297x 420mm **A2** = 420 x 594mm **A1** = 594 x 841mm **A0** = 841 x 1188mm

Wall mounted easy access pockets with holes



- to be mounted directly onto wall
- use with WM05-13, WM05L-20 (p9)

Portrait pockets with holes

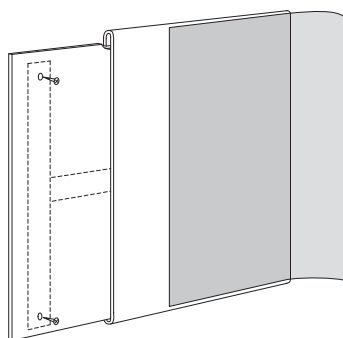
Item Code:	Size:
EAP8.5x11-WM	Letter
EAP16x20-WM	16" x 20"
EAP22x28-WM	22" x 28"
EAP24x36-WM	24" x 36"

Landscape pockets with holes

Item Code:	Size:
EAP11x8.5-WM	Letter
EAP20x16-WM	20" x 16"
EAP28x22-WM	28" x 22"



Wall mounted frameless acrylic poster holders



- two part pocket with a fixed back panel in foam board, which screws directly to the wall. Hook-on acrylic front creates a frameless poster display that is flat against the wall with no visible fixing
- no tools required to change the poster

Portrait		Landscape	
Item Code:	Size:	Item Code:	Size:
HPKT8.5x11	Letter	HPKT11x8.5	Letter
HPKT16x20	16" x 20"	HPKT20x16	20" x 16"
HPKT22x28	22" x 28"	HPKT28x22	28" x 22"
HPTK24x36	24" x 36"		



*see page 8 for metric conversion

Hook-on accessories for use on wall-mounted rods

Hook-on easy access pockets




- pockets designed to be used with horizontal rods. Just hook on in desired position

Portrait

Item Code: Size:
HLTR **Letter**
H16x20 **16" x 20"**
H2228 **22" x 28"**

Landscape

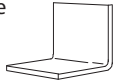
Item Code: Size:
HLTRL **Letter**
H2016 **20" x 16"**
H2822 **28" x 22"**



L-shaped support

To be used with wall-mounted hook-on pockets, where WM11 supports have been used to fix rods to the wall

- keeps pockets hanging vertically
- supplied with double sided adhesive



Item Code:

HAS

- available in kit of 4 x letter size portrait pockets, complete with 39 1/3" (1m) of 6mm diameter rod and wall fixings

Kit - 4 x Letter portrait pockets

Item Code: Size:
KHLTRW Kit **4 x LTR**

Hook-on leaflet dispensers



- letter portrait hook-on leaflet dispenser. Just hook on in desired position

- 1/8" thick acrylic, 1 1/2" internal depth

- Letter sized as standard - other sizes on request

Item Code:

HLTRD **Letter**



KHLTRD

- available in kit of 4 x letter size portrait dispensers, complete with 1m of 6mm diameter rod and wall fixings

Kit - 4 x letter size portrait dispensers

Item Code: Size:
KHLTRD **4 x LTR**

Hook-on sloping shelf with lip



- sloping shelves used with wall-mounted horizontal rods

- 1/8" thick acrylic, 1 1/2" deep lip

- supplied with triangular back support

- ideal for displaying literature or folded items

Kits

- available in kits of 4 x letter portrait shelves or 2 x letter landscape shelves, complete with 39 1/3" (1m) of 6mm diameter rod and wall fixings

Portrait

Item Code: Size:
HLTRS **Letter**

Landscape


Item Code: Size:
HLTRLS **Letter**

Kit - 4 x letter portrait shelves

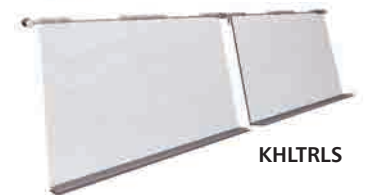
Item Code: Size:
KHLTRS **4 x Letter**

Kit - 2 x Letter landscape shelves

Item Code: Size:
KHLTRLS **2 x Letter**

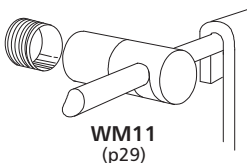


KHLTRS



KHLTRLS

Fixing systems



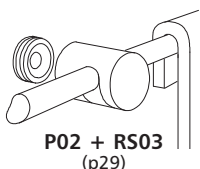
WM11
(p29)

Hook-on wall mounted pockets/leaflet dispensers:

- fix to the wall with WM11 which will give a good solid fixing to any type of wall. Use R1000P for single runs and R1500 for continuous runs

- projects center of rod 11/16" (24mm) away from the wall. Use HAS to ensure display hangs vertical

- fix WM11 support every 19" on horizontal rod



P02 + RS03
(p29)

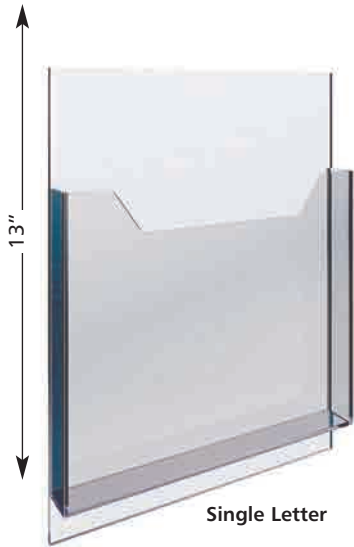
Wall mounted supports for hook-on shelves:

- use P02 + RS03 when fixing hook-on shelves. This support fits closely to the wall and allows the accessory to seat securely

- projects center of rod 3/8" (10mm) away from the wall

Leaflet dispensers for use on cable/rod systems

Letter size dispensers



Single Letter



- leaflet dispensers to take letter size portrait leaflets
- 1/8" thick acrylic. 2 x letter versions have 3/16" acrylic backs
- depth of pocket 1 1/2"

Single sided


Item Code:	Size:	1.5mm & 3mm Cable/Rod centers:	6mm Rod centers:	10mm Rod centers:
LDLTR	Letter	9 7/8"	10 1/8"	10 1/4"
LD2LTR	2 x Letter	17 3/8"	17 5/8"	17 3/4"
LD2LTR2	2 x Letter	23 3/8"	23 5/8"	23 3/4"

Double sided

Item Code:	Size:	1.5mm & 3mm Cable/Rod centers:	6mm Rod centers:	10mm Rod centers:
LDDLTR	Single Letter	9 7/8"	10 1/8"	10 1/4"
LDD2LTR	2 x Letter	17 3/8"	17 5/8"	17 3/4"
LDD2LTR2	2 x Letter	23 3/8"	23 5/8"	23 3/4"



Trifold dispensers



4 x tri-fold overall width for use below 16 x 20"


- leaflet dispensers to take (1/3rd letter) portrait leaflets
- 3/16" acrylic back panel, 1/8" acrylic front section
- depth of pocket 1 1/2"
- custom sizes available

Single sided

Item Code:	Size:	1.5mm & 3mm Cable/Rod centers:	6mm Rod centers:	10mm Rod centers:
LDTR14	4 x tri-fold	17 3/8"	17 5/8"	17 3/4"
LDTR15	5 x tri-fold	23 3/8"	23 5/8"	23 3/4"

Double sided

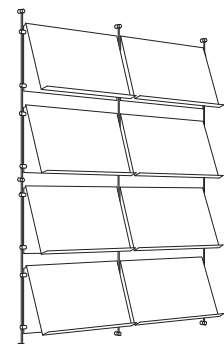
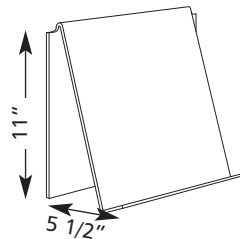
Item Code:	Size:	1.5mm & 3mm Cable/Rod centers:	6mm Rod centers:	10mm Rod centers:
LDDTR14	4 x tri-fold	17 3/8"	17 5/8"	17 3/4"
LDDTR15	5 x tri-fold	23 3/8"	23 5/8"	23 3/4"



Angled leaflet dispensers



- 1/8" thick acrylic leaflet dispensers designed to take a variety of sizes
- with 1 1/2" lip and triangular back support
- special sizes available on request




Item Code:	Size:	1.5mm & 3mm Cable/Rod centers:	6mm Rod centers:	10mm Rod centers:
ALDLTR	Letter	9 7/8"	10 1/8"	10 1/4"
ALDLRL	landscape Letter	12 3/8"	12 5/8"	12 3/4"

*see page 8 for metric conversion

Acrylic accessories

Sloping shelves For use on cable/rod systems




- acrylic shelf with lip at front edge
- designed to be supported by four cables or rods
- ideal for letter size leaflets/booklets and product presentations
- shelf height 9" with front lip of 1 1/2"
- choose from clear or green edge acrylic
- shelves are 1/4" thick

Item Code:	Size:	Finish:
SSLTR	Letter	Clear
SSLTR-GE	Letter	Green edge
SSLTRL	Letter landscape	Clear
SSLTRL-GE	Letter landscape	Green edge

Shelves have been designed to be used with 6" spacing between front and back cable/rods. Use with multi-position supports - see pages 16, 21, 27, 30, 34.



Freestanding/wall mounted leaflet dispensers



TK-8.5CI

- injection moulded plastic
- units can be linked together

Item Code:	Size:	Dimensions :
TK-4CI	Trifold	4 3/8"w x 7 3/4"h x 3 1/4"d
TK 8.5CI	Letter	9 1/4"w x 10 3/4"h x 3 3/4"d
TK-6CI	up to 6 3/8"w	6 3/4"w x 7 3/4"h x 3 3/4"d



TK-4CI



TK-6CI

Freestanding menu/leaflet holders




MA8511

MA4060

- single sided

Item Code:	Size:	Dimensions (mm):
MA8511	Letter	8.5" x 11"
MA4060	4" x 6"	4" x 6"



MB8511

MB4060

- Double sided

Item Code:	Size:	Dimensions (mm):
MB8511	Letter	8.5" x 11"
MB4060	4" x 6"	4" x 6"

Framed posters & A boards

Click/Snap frames - 1" (25mm)



- quick and easy to open poster frame
- anti-glare PVC poster cover
- silver anodised finish
- no tools required to change poster
- custom sizes available

Item Code:	Poster dimensions:
CFLTR	8½ x 11 (216mm x 279mm)
CF1620	16 x 20 (406mm x 508mm)
CF2228	22 x 28 (559mm x 711mm)
CF2436	24 x 36 (610mm x 914mm)

Security click/Snap frames - 1" (25mm)



- security frame will protect your poster
- frame is virtually impossible to open without lever tool
- custom sizes available

Item Code:	Poster dimensions:
FFRPLTR	8½ x 11 (216mm x 279mm)
FFRF2228	22 x 28 (559mm x 711mm)
CFSA4	8¼ x 11½ (210mm x 297mm)
CFSA3	11½ x 16½ (297mm x 420mm)
CFSA2	16½ x 23½ (420mm x 594mm)
CFSA1	23½ x 33½ (594mm x 841mm)

Remember to order lever tool:

Item Code
CFS-LT25

Flex-A-Board



- extremely stable - stays in place even under heavy winds
- takes standard posters - quick and easy to change
- light weight, easy to carry, relocate, fold away and store
- snaps shut flat with magnetic catch

Item Code:	Size:	Poster dimensions:
MA2	A2	16½" x 23½" (420mm x 594mm)
MA1	A1	23½" x 33½" (594mm x 841mm)

Flex-A-Board accessories



- protect your unit with an easy to use canvas slip-over cover
- protects your unit while being stored or transported

Item Code:	Size:
CPA2	A2
CPA1	A1

Standard 'A' Boards



- fold away poster display
- quick and easy to change poster
- anti-glare poster cover

Item Code:	Poster dimensions:
AA2	16½" x 23½" (420mm x 594mm)
AA1	23½" x 33½" (594mm x 841mm)
ST-ALU137	22x28" (559mm x 711mm)

Banner & hanging rails

Gotcha strips



Aluminium banner rail with clear plastic gripper strip. Fitted with PO2 supports ready to be used on 1.5mm and 3mm cable and on 3mm, 6mm and 10mm rods.

- quick and easy way to suspend large posters. The clear plastic strips simply clip the poster into position, holding it firmly in place.
- suspend banners from the top only or use floor to ceiling cables or rods to hold banners top and bottom - ensures perfect tension at all times.


- remember to order supports - see below



Item Code: Size:

A-60	60" (1524mm)
A-48	48" (1219mm)
A-40	40" (1016mm)
A-36	36" (914mm)
A-24	24" (610mm)
A-12	12" (305mm)

Single



Double

Supports

Remember to add supports for Gotcha strips. Available as single or double sided

- supports listed are in satin chrome finish

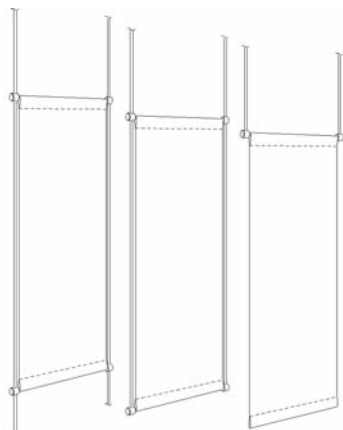
Item Code: Cable/rod:

Single	Cable/rod:
CS03	1.5mm cable
CS03-3	3mm cable/rod
RS03	6mm rod
RS03-10	10mm rod

Item Code: Cable/rod:

Double	Cable/rod:
CS04	1.5mm cable
RS04	6mm rod
RS04-10	10mm rod

Banner rails



3/4" (19mm) diameter banner rails

- supplied with supports CS03/RS03 to fit directly onto 1.5mm cables/6mm rods. No additional fittings required
- Shorter lengths cut to size - call for price (specify cable centers required)

Item Code:	Length:	Cable/rod centers:
BR19C-3/PC	3' (914mm)	37 1/8" (944mm) cable centers
BR19C-4/PC	4' (1219mm)	49 1/4" (1250mm) cable centers
BR19R-3/PC	3' (914mm)	37 1/8" (944mm) rod centers
BR19R-4/PC	4' (1219mm)	49 1/4" (1250mm) rod centers


- ask about banner rails for 3mm cable, 3mm and 10mm rod

Hanging rails



1" (25mm) diameter hanging/banner rails

- ideal for light weight merchandise
- polished chrome rails, supplied with supports to fit directly onto 1.5mm cables/6mm rods, no additional fittings required
- shorter lengths cut to size - call for price (specify cable centers required)



Item Code:	Length:	Cable centre:
HR25C-3/PC	3' (914mm)	37 1/8" (944mm) cable centers
HR25R-3/PC	3' (914mm)	37 1/8" (944mm) rod centers

Product display




Acrylic cubes and boxes, with or without lids - a dynamic way to display products.

Flat shelves, sloping shelves, narrow shelves under posters, framed displays. Any way you want to display your products, we can help.




Ensure your products are displayed in the best possible way and they will sell themselves! Choose from a wide range of dynamic shelving and display options to maximize your sales.



Shelving for use with cable/rod systems

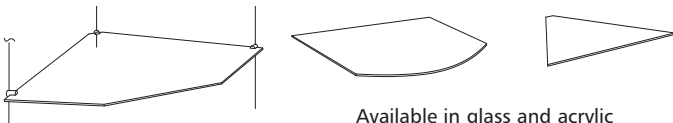
Plain shelves - use with cable or rod systems



- 1/4" (6mm) tempered safety glass
- for shelf supports see p22, 25, 32 and 36
- cut to size
- varying thickness available

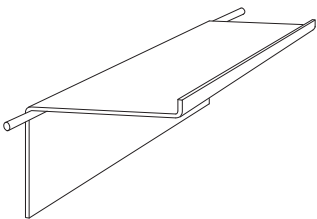


Special shapes & sizes available on request





Available in glass and acrylic

Flat shelf with lip For use on wall-mounted rods



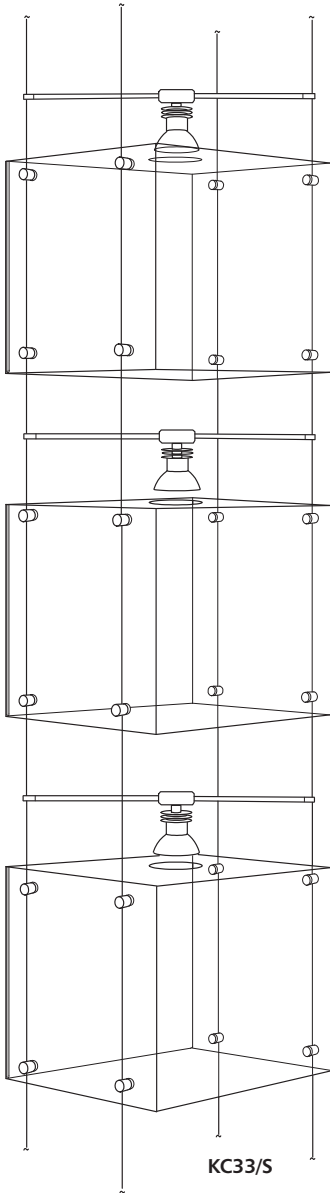
Use as a group to make a feature or use under a 16x20" pocket to create a powerful wall display with graphics and product.

- 1/8" thick acrylic
- shelf is 16" (406mm) wide x 4 3/4" (121mm) deep with a 1/2" (12mm) lip and a 4" (100mm) drop back
- fixing details see p43



Acrylic display cubes

Standard cube kits



Acrylic cubes suspended from the cables create powerful semi-secure presentations. The low-voltage lighting greatly increases the impact of the display and will help to increase sales.

Dimensions: 11 4/5" h x 11 4/5" w x 9 7/8" d (5 9/10" cable centers)

Cubes are in 1/8" thick acrylic, with option of a 'U' shaped back pocket for graphics. Clear front and satin side and top. Removable lid with hole for lighting.

Included in standard cube kits

- 3 x Display Cubes
- 4 x CA4 1.5mm dia. Cables
- 24 x CS13/ACD Panel Support to take 1/8" material
- 3 x LM64C Straight light mini-lamp head for 13 7/10" (348mm) diagonal centers supplied with 20 watt - 1 3/8" (35mm) dia. lamps
- 1 x S90010 Transformer
- 2 x CS08 Power Connectors
- 4 x PC01/1 Top Isolators
- 4 x SP/IS Bottom Isolators

Item Code:	Description:
KC33/S	Satin acrylic without pocket
KC33-P/S	Satin acrylic with pocket



Low voltage straight lights (20 watt max) are supplied with all our cube kits. Position them diagonally between cables

Cubes can be placed side by side sharing a pair of cables. Only use 3 lights per pair of diagonal cables



Cubes can be suspended on cables or rods. Ask about customized cube displays, including security features, integrated graphics and lighting



Low voltage Display lighting

Adding low voltage lighting to your cable or rod displays will increase visual impact and increase your sales by up to 107%

- Quick and easy to install
- Light fittings are easy to specify - just follow our step-by-step guide on the next page
- All you need to complete the installation is an electrical spur, positioned within 78³/₄" (2m) of the transformer
- No need to use special cables - our lighting uses our standard cables or rods, retaining strength and load bearing capacity



add visual impact

increase sales

high quality

easy to install

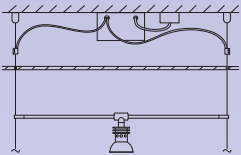
HOW MANY LIGHTS CAN I PUT ON ONE PAIR OF CABLES*?

The answer to this lies in the type of light you have selected

Single lights are powered on a 12V system and require a 60W transformer (order code S90010)

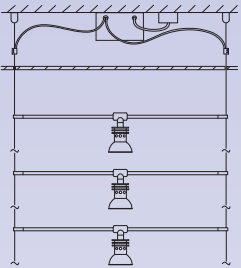
This means on one pair of cables fitted with a 60W transformer you can have:

1 x 50W light



or

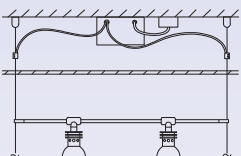
Up to 3 x 20W lights



Double lights are powered on a 24V system and require a 100W transformer (order code T-1-81048)

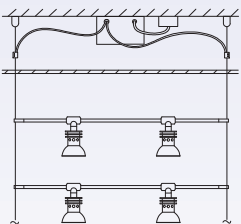
This means on one pair of cables fitted with a 100W transformer you can have:

2 x 50W lights



or

Up to 4 x 20W lights



***Remember, only one transformer per pair of cables.**

For light configurations other than those above, please call.

Choosing your lighting...

This guide will help you choose the right lights for your displays and ensure you select all the right component parts, giving you easy, problem-free installation.

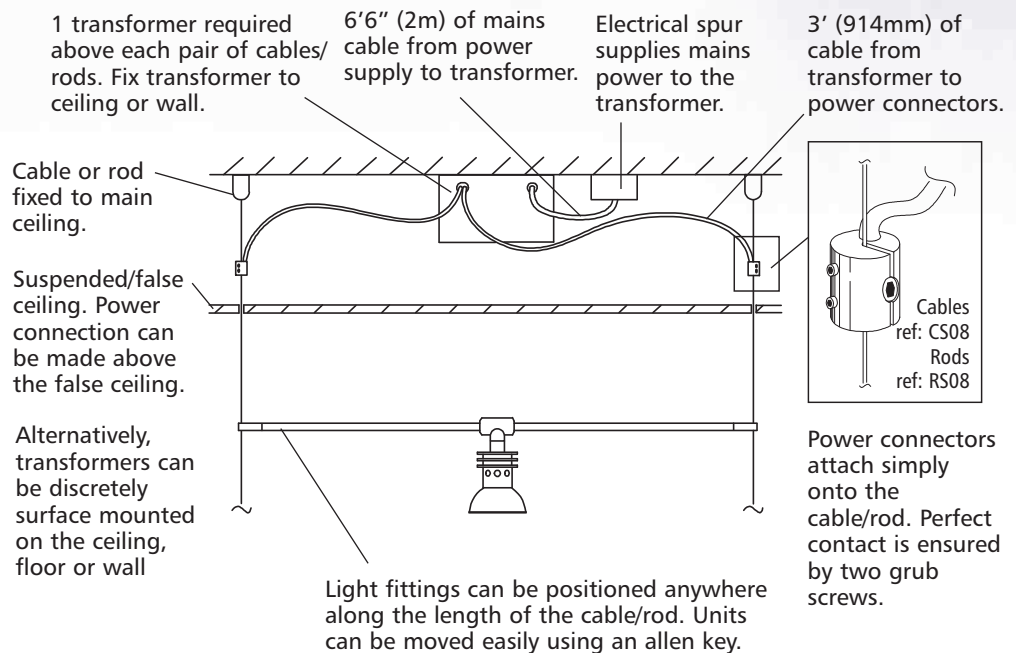
When you know what your display is going to look like and consist of (display panels, shelves, leaflet holders), you can choose lights to maximize their impact. Just follow this easy step-by-step guide:

- 1** Check the panel on the left to see how many lights you can put on one pair of cables
- 2** Next choose the style of lights you'd like (see pages 48 to 51).
- 3** Remember to add the correct transformer, power connectors and isolators to your order (see page 52)
- 4** Choose which lamps you want - standard dichroic lamps (20 or 50 watt) are included in the price of the fitting. See page 52 for extra long life, extra bright or colored lamps

That's it! Place your order and look forward to boosting your sales with exciting displays!



How the lighting works:



Cantilevered lights

- ideal for lighting graphic panels or posters
- lights have 180° adjustable heads and project 150mm from cable/rods
- available in either single (50W) or double (2 x 50W) options
- use single lights for graphics up to 25" (635mm) wide
- double lights are available as special orders up to 39" (991mm) wide - just ask for details and prices

Single cantilevered lights - 1 x 50W lamp included



- requires transformer S90010 or T-1-81048
- 12 volt
- to fit up to 25" (635mm) cable/rod centers



To fit letter EAP	
Code:	Cable/rod size:
LLTRSC/SI	To fit 1.5mm cable
LLTRSC-3/SI	To fit 3mm cable/rod
LLTRSR/SI	To fit 6mm rod

To fit 16" x 20" EAP	
Code:	Cable/rod size:
L1620SC/SI	To fit 1.5mm cable
L1620SC-3/SI	To fit 3mm cable/rod
L1620SR/SI	To fit 6mm rod

To fit 22" x 28" EAP	
Code:	Cable/rod size:
L2228SC/SI	To fit 1.5mm cable
L2228SC-3/SI	To fit 3mm cable/rod
L2228SR/SI	To fit 6mm rod

To fit cable/rod centers up to 25" (635mm)	
Code:	Cable/rod size:
LM6SC/SI	To fit 1.5mm cable
LM6SC-3/SI	To fit 3mm cable/rod
LM6SR/SI	To fit 6mm rod

- specify size required



NEW budget single cantilevered light 1 x 50W

- requires transformer T-1-81048 or S90010
- 12 volt
- to fit letter size. Other sizes available on request

To fit letter size EAP	
Code:	Cable/rod size:
LWLTRSC	To fit 1.5mm cable
LWLTRSC-3	To fit 3mm cable/rod


To fit double letter EAP	
Code:	Cable/rod size:
LW2LTRSC	To fit 1.5mm cable
LW2LTRSC-3	To fit 3mm cable/rod

- for double letter pocket EAPDBLLTR (p37)

Double cantilevered lights - 2 x 50W lamps included



- requires transformer T-1-81048
- 24 volt
- to fit up to 25" (625mm) cable/rod centers



To fit 22" x 28" EAP	
Code:	Cable/rod size:
LD2228SC/SI	To fit 1.5mm cable
LD2228SR/SI	To fit 6mm rod

To fit 24" x 36" EAP	
Code:	Cable/rod size:
LD2436SC/SI	To fit 1.5mm cable
LD2436SR/SI	To fit 6mm rod

To fit cable/rod centers up to 25" (635mm)	
Code:	Cable/rod size:
LDM6SC/SI	To fit 1.5mm cable
LDM6SR/SI	To fit 6mm rod

- specify size required

Customised cantilevered lights

Double sided cantilevered lights - lamps included

Single



Single double sided cantilevered lights - 2 x 20W

- requires transformer T-1-81048 or S90010
- 12 volt
- to fit any size from letter up to 25" (635mm) cable/rod centers
- please specify size when ordering

1 x 20W single light on each side

Code:	Cable/rod size:
L2M6SC/SI	To fit 1.5mm cable
L2M6SR/SI	To fit 6mm rod


Twin double sided cantilevered lights - 4 x 20W

- requires transformer T-1-81048
- 24 volt
- to fit any size from 16" (406mm) up to 33" (838mm) cable/rod centers
- please specify size when ordering


2 x 20W single lights on each side

Code:	Cable/rod size:
L2DM8SC/SI	To fit 1.5mm cable
L2DM8SR/SI	To fit 6mm rod

Double



Extra wide cantilevered lights - lamps included



- light projects 7 7/8" (200mm)
- to be used on panels up to 1/4" (7mm) thick
- to fit up to 39" (991mm) cable/rod centers
- please specify size when ordering

Single - 1 x 50W

- requires transformer T-1-81048 or S90010
- 12 volt

To fit cable/rod centers up to 39" (991mm)

Code:	Cable/rod size:
LM6PC/SI	To fit 1.5mm cable
LM6PR/SI	To fit 6mm rod


Double - 2 x 50W

- requires transformer T-1-81048
- 24 volt

To fit cable/rod centers up to 39" (991mm)

Code:	Cable/rod size:
LDM8PC/SI	To fit 1.5mm cable
LDM8PR/SI	To fit 6mm rod

Double



Straight lights

- ideal for lighting shelving presentations
- straight fitting - lamp is positioned in the middle or offset with 180° adjustment
- available in either single (1 x 20W) or double (2 x 50W) options

Single straight lights - 1 x 20W lamp included



Single straight light

- fits side cable/rod with cable/rod centers of 300mm (11 4/5")
- requires transformer T-1-81048 or S90010
- 12 volt



To fit 11 1/5" (300mm) cable/rod centers

Code:	Cable/rod size:
LM3C/SI	To fit 1.5mm cable
LM3R/SI	To fit 6mm rod

Double straight lights - 2 x 50W lamps included



- Set of 2 lights for use on the front of shelving
- requires transformer T-1-81048
- 24 volt



To fit 22" x 28" pockets

Code:	Cable/rod size:
LD2228C/SI	To fit 1.5mm cable
LD2228R/SI	To fit 6mm rod

To fit 24" x 36" pockets


Code:	Cable/rod size:
LD2436C/SI	To fit 1.5mm cable
LD2436R/SI	To fit 6mm rod

To fit cable/rod centers up to 25" (635mm)

Code:	Cable/rod size:
LDM6C/SI	To fit 1.5mm cable
LDM6R/SI	To fit 6mm rod

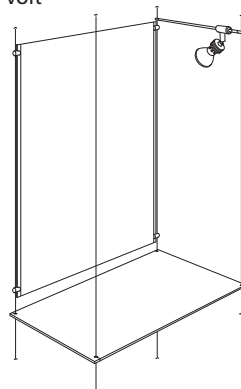
- specify size required

Single straight lights with swivel feature - 1 x 20W lamp included



Single straight light with swivel

- fits side cable with cable centers of 11 1/5" (300mm)
- requires transformer T-1-81048 or S90010
- 12 volt



To fit 11 1/5" (300mm) cable centers

Code:	Cable size:
LM30CS/SI	To fit 1.5mm cable

Wirelights

- Wirelights are an elegant yet cost-effective way to illuminate any display supported on cables or rods
- lamps are angled down to give a good overall spread of light
- available in either single (1 x 50W) or double (2 x 50W) options
- cool-to-the-touch black silicone rings are also included for extra elegance

Single Wirelights - 1 x 50W lamp included



Single Wirelight - 50W

- lamps project 5 7/8" (150mm) from cables
- requires transformer T-1-81048 or S90010
- 12 volt



To fit letter EAP

Code:	Cable/rod size:
LWLTRC	To fit 1.5mm cable
LWLTRC-3	To fit 3mm cable/rod
LW3LTRR	To fit 6mm rod

To fit 16" x 20" EAP

Code:	Cable/rod size:
LW1620C	To fit 1.5mm cable
LW1620C-3	To fit 3mm cable/rod
LW1620R	To fit 6mm rod

To fit 22" x 28" EAP

Code:	Cable/rod size:
LW2228C	To fit 1.5mm cable
LW2228C-3	To fit 3mm cable/rod
LW2228R	To fit 6mm rod

To fit 24" x 36" EAP

Code:	Cable/rod size:
LW2436C	To fit 1.5mm cable
LW2436C-3	To fit 3mm cable/rod
LW2436R	To fit 6mm rod



NEW budget single cantilevered light 1 x 50W

- requires transformer T-1-81048 or S90010
- 12 volt
- to fit letter size. Other sizes available on request

To fit letter size EAP

Code:	Cable/rod size:
LWLTRSC	To fit 1.5mm cable
LWLTRSC-3	To fit 3mm cable/rod

Double letter EAP

Code:	Cable/rod size:
LW2LTRSC	To fit 1.5mm cable
LW2LTRSC-3	To fit 3mm cable/rod

- for double letter pocket EAPDBLLTR (p37)

Double sided Wirelights - 2 x 50W lamps included



Double-sided Wirelight - 2 x 50W

- lamps project 5 7/8" (150mm) from cables
- requires transformer T-1-81048
- 24 volt



To fit letter EAP

Code:	Cable/rod size:
LDWA4C	To fit 1.5mm cable
LDWA4R	To fit 6mm rod

To fit 16" x 20" EAP

Code:	Cable/rod size:
LDWA3C	To fit 1.5mm cable
LDWA3R	To fit 6mm rod

To fit 22" x 28" EAP

Code:	Cable/rod size:
LDWA2C	To fit 1.5mm cable
LDWA2R	To fit 6mm rod

To fit 24" x 36" EAP

Code:	Cable/rod size:
LDWA1C	To fit 1.5mm cable
LDWA1R	To fit 6mm rod

Hightrack kits



Hightrack is a low-voltage system using an ultra-slim track profile and miniature spotlights. It provides ultimate flexibility and freedom in lighting design.

- distinctive low-voltage fittings make this system ideal for retail, display, exhibitions, galleries, offices and leisure applications
- quick and easy way to order track lighting
- select the length of track required and the number of spots and you will be supplied with everything you need, including lamps and transformer
- shown here are some of our most popular kits. For more, please ask for details



Code: Description

Lamp fittings

Ceiling/wall mounted track kits

KHT1	39 ³ / ₈ " (1m) track with 3 x 35 watt IRC lamps, inline transformer (105va) with 6'6" (2m) mains cable and 3-pin plug (for wall mounting order HT-J01/SI)	SP Heads
KHT2	As above	H2 Heads
KHT6	59" (1.5m) track with 4 x 35 watt IRC lamps, inline transformer (150 va) with 6'6" (2m) mains cable and 3-pin plug (for wall mounting order HT-J01/SI)	SP Heads
KHT7	As above	SP Heads with Steel Cover
KHT8	As above	H2 Heads
KHT9	As above	H2 Heads with 7 ⁷ / ₈ " (200mm) pendant

KHT15	59" (1.5m) track with 4 x 50 watt lamps, remote hard wired transformer (200 va) with 6'6" (2m) low voltage cable (for wall mounting order HT-J01/SI)	SP Heads
KHT16	As above	SP Heads with Steel Cover
KHT17	As above	H2 Head
KHT18	As above	H2 Heads with 7 ⁷ / ₈ " (200mm) pendant

KHT25	78 ³ / ₄ " (2m) track with 6 x 50 watt lamps, remote hard wired transformer (300 va) with 6'6" (2m) mains cable (for wall mounting order HT-J01/SI)	SP Heads
KHT26	As above	H2 Heads
KHT27	As above	H2 Heads with 7 ⁷ / ₈ " (200mm) pendant

Mounting Kits

HT-J06/SI	Ceiling/wall mounting kit - silver (fix every 19 ⁵ / ₈ " – 500mm)
HT-J05/SI	Cable suspension kit



Highlight

Transform the appearance of your display units, exhibition stand or window display with a touch of sparkle - people are drawn by bright light, thus increasing the impact of presentations and sales messages

- miniature low-voltage fittings which will take up to 50 watt lamps (not included)
- transformers L-TB60 or L-TB100

Mono lights



- miniature low-voltage spotlight

Mono light

Code:
H2/A/SI

Transformers



Transformer

Code:
L-TB60
L-TB100
L-TB200



Mono pendant lights



Pendant

- miniature low-voltage spotlights with a choice of pendant length
- pendant created from 6mm tube
- angle adaptor option allows lamp head to swivel an additional 90° in order to shine onto the ceiling or wall
- flexible stem option allows lamp to be adjusted to any position



Pendant with angle adaptor



Flexible stem

Pendants

Code: Tube length:
H2/E2/SI 7⁷/₈" (200mm)
H2/E3/SI 11¹/₈" (300mm)
H2/E5/SI 19³/₄" (500mm)


Pendant with angle adaptor

Code: Tube length:
H2/E2A/SI 7⁷/₈" (200mm)
H2/E3A/SI 11¹/₈" (300mm)


Flexible stem

Code: Tube length:
H2/F2/SI 7⁷/₈" (200mm)
H2/F3/SI 11¹/₈" (300mm)
H2/F5/SI 19³/₄" (500mm)

Duo lights



4" (100mm) lamp centers




4" (100mm) lamp centers with swivel


- ideal for concentrated light
- excellent feature light for enhancing both products and graphic displays
- choice of pendant length

Duo straight

Code: Tube length:
4" (100mm) lamp centers:
H2/E2D1/SI 7⁷/₈" (200mm)
H2/E5D1/SI 19³/₄" (500mm)
16³/₄" (425mm) lamp centers:
H2/E2D4/SI 7⁷/₈" (200mm)
H2/E5D4/SI 19³/₄" (500mm)



16³/₄" (425mm) lamp centers



16³/₄" (425mm) lamp centers with swivel

Duo with swivel

Code: Tube length:
4" (100mm) lamp centers:
H2/E2D1S/SI 7⁷/₈" (200mm)
H2/E5D1S/SI 19³/₄" (500mm)
16³/₄" (425mm) lamp centers:
H2/E2D4S/SI 7⁷/₈" (200mm)
H2/E5D4S/SI 19³/₄" (500mm)

Lighting accessories

Transformers - see page 49 for number of lights per transformer



S90010
12v transformer

T-1-81048
12/24v transformer

S90010

Code: S90010

T-1-81048

Code: T-1-81048

- supplied with 4' output lead
- includes protection against overheating, overloading and short-circuits

- remember to order power connectors (see below)

Lamps - 2" (50mm) diameter



Standard dichroic lamps

- top quality, glass fronted lamp with an average lamp life of 5,000 hours

Extra long life lamps

- average lamp life 10,000 hours
- more than a years life based on 24 hours a day usage
- saves time and money, reduces the hassle of changing lamps

IRC lamps - 70% brighter

- average lamp life 4,000 hours
- brightness equivalent to a 65W dichroic lamp

20W lamp

Code: LD20/W Beam angle: 36°

50W lamp

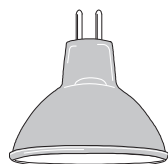
Code: LD50/24 Beam angle: 24°

50W lamp

Code: LD50-UL/24 Beam angle: 24°

50W lamp

Code: LD50-IR/24 Beam angle: 24°



Silver

Silver lamps

Add a touch of style - change the appearance of your lamp fittings - the external casing of the lamp is silver.

- light projects forward only
- average lamp life 3,500 hours

20W lamp

Code: LD20/S Color: Silver Beam angle: 36°

50W lamp

Code: LD50/S Color: Silver Beam angle: 36°

Silicone rings



Add a touch of style - gives the finishing touch to any 2" (50mm) diameter lamp. The black silicone ring just clips onto the rim of the lamp.

Silicone ring

Code: LHR/BL



Power connectors and isolators



Power connectors

- allows electrical power to be connected to the cable or rod
- perfect contact is ensured by two grub screws
- Satin chrome finish

Power connector

Code: CS08 For 1.5mm cable
CS08-3 For 3mm cable or rod
RS08 For 6mm rod



Add isolators when using channel or installing into metal ceilings or floors

Top isolator

- Black nylon for cables, white nylon for rods



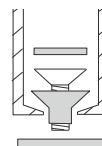
Top Isolator

Top isolator

Code: PC01/I For cables
PR01/I For rods

Bottom isolator

- in 3 nylon sections



Bottom isolator

Code: SP/IS For cables & rods

Bottom Isolator

In-line rod isolator

- insert when metal accessories touch both rods to avoid fusing




In-line isolator

Code: LIJ For 6mm rods

Ask about the extensive range of freestanding displays



Providing instant 3D walk-round access, freestanding displays make standing out in the crowd so easy.



Freestanding displays



Make the most of your floor space by promoting your image, products and services to best effect using our range of freestanding display units.




Make an impact with your information. Use pockets and frames for maximum style...and maximum sales.



Freestanding units

Freestyle frame - round profile upright

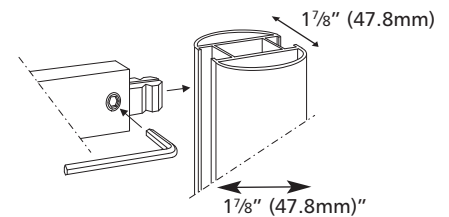


Available in 3 widths
36", 50" and 68"

Satin silver aluminum units with 1 7/8" (47.8mm) diameter uprights and flat horizontal profiles

- combine posters, leaflet dispensers, sloping shelves - create a display that gets your message across!
- all units 78" (1981mm) high
- steel bases are 13 1/2" (343mm) diameter
- supplied flat packed.

Item Code:	External width:	Internal width:
FSU36x78	36" (914mm)	32 1/4" (819mm)
FSU50x78	50" (1270mm)	46 1/4" (1175mm)
FSU68x78	68" (1727mm)	64 1/4" (1632mm)



Round uprights - single frame



Freestyle frame - kit


Freestyle frame kit

- comprises FSU36x78 Freestyle frame, 8 x letter size portrait acrylic pockets, 4 x quick fit cables and 32 x CG03 panel clamps

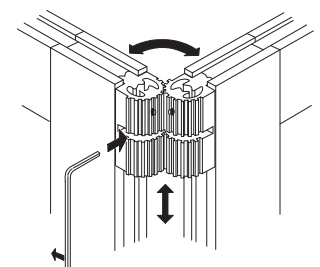
Item Code:	Description:
KFR-3678-8LTR	8 x letter size Kit



Flexi-frames - double and treble



- Lightweight satin silver aluminum units ideal for use on exhibition stands, conferences, reception areas or in-store
- Double and treble frames with flexible hinges
 - flat profile measures 1 13/16" x 3/4" deep (46mm x 20mm)
 - all units 78" (1981mm) high
 - supplied flat packed.
 - special sizes on request



Item Code:	Description:	External width mm:	Internal width mm:
FF3x6.5DBL	Double	2 x 36" (914mm) width frames	32 3/8" (822mm)
FF3x6.5TRPL	Treble	3 x 36" (914mm) width frames	32 3/8" (822mm)


Flexible hinge allows unit to fold flat for easy storage and transporting

Frame accessories

Frame accessories



Double sided bracket



Brackets

Double sided bracket - supports cables/rods (not included)

- two sizes available:

5 7/8" (150mm) cable/rod centers, ideal for small shelves, sloping shelves and acrylic cubes

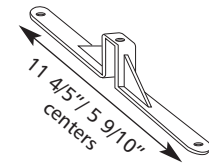
11 13/16" (300mm) cable/rod centers, ideal for shelving and double depth displays

Single sided bracket - supports cables/rods in front of frame

- projects 2"

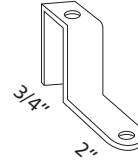
- can also be used to support cables away from the wall on exhibition stands (fits wall depth 3/4" or 20mm). Order cables/rods separately

Item Code:	Description:	Cable/rod centers:
KMFB1/SI	Single sided bracket	-
KMFB3/SI	Double sided bracket	11 13/16" (300mm)
KMFB15/SI	Double sided bracket	5 7/8" (150mm)

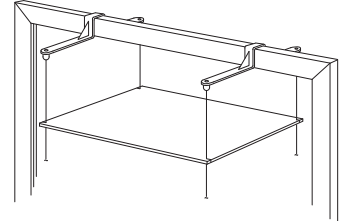
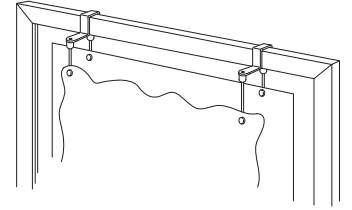


Double sided bracket

Brackets fit a profile up to 3/4" (20mm) deep



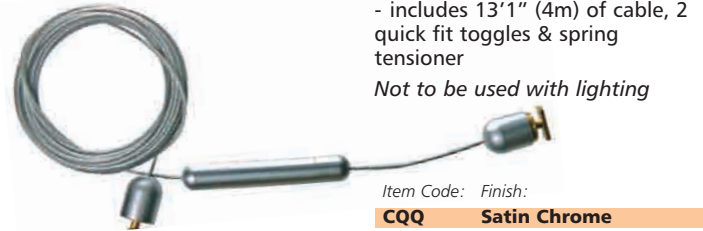
Single sided bracket



Use brackets to support a wide range of accessories - shelves, panels, leaflet dispensers...

See Product and Graphic Display sections (p36-45) for accessories to use with frames

Quick fit cable



- cable designed to be used with freestanding frames top and bottom

- includes 13'1" (4m) of cable, 2 quick fit toggles & spring tensioner

Not to be used with lighting

Item Code: Finish:
CQQ Satin Chrome



Toggle

- for fixing standard cable or rod to freestanding frames

- can be used with all top and bottom cable/rod fittings

- allen key provided

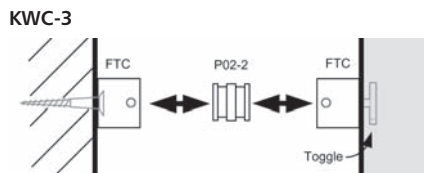
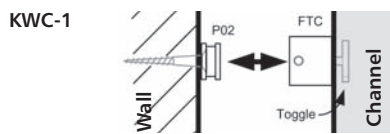


Item Code: Finish:
AT Silver

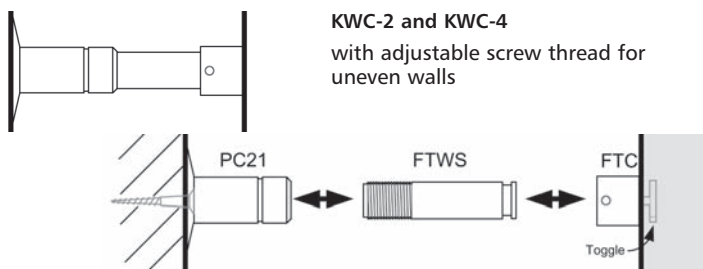
Fitting to fix channel to wall

- for fixing channel to wall
- available in spacers size 1/2" (12.5mm), 1" (25mm) and 2" (50mm) from wall

Item Code:	Space from wall:
KWC-1	1/2" (12.5mm)
KWC-3	1" (25mm)
KWC-2	2" (50mm) with adjustable screw thread for uneven walls with flange 2" (50mm)
KWC-4	with adjustable screw thread for uneven walls



Right angle channel for wall fixing



KWC-2 and KWC-4
with adjustable screw thread for uneven walls



KWC-2 with flange

KWC-4 without flange

Freestanding units

Info-post



Create an instant presentation to display signs, posters and leaflets.

Perfect for use in:

- reception areas for company information or as a directory sign
- shop windows
- near a sales counter or customer service desk
- on exhibition stands

Info-post kits

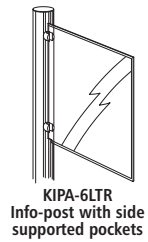
Kits are supplied complete with:

- 78" (1981mm) satin aluminum upright
- 13½" (243mm) diameter base unit
- set of 6 letter size portrait acrylic pockets, either hook-on pockets with rods or side supported easy access pockets
- all fittings supplied
- kits are supplied flat packed and can be assembled in minutes

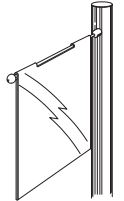
Item Code: Description:

KIPA-6LTR **Kit with side supported pockets**

KIPA-HR6LTR **Kit with hook-on pockets**



KIPA-6LTR
Info-post with side supported pockets



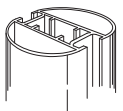
KIPA-HR6LTR
Info-post with hook-on pockets

Upright and base only

- 78" (1981mm) satin aluminum upright with 13½" (343mm) diameter silver painted base

Item Code: Description:

IP78 **Upright and base**



Supports

Choose from:

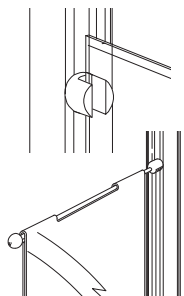
- satin chrome clamp to take panels up to 3/8" (10mm) thick
- or
- horizontal stainless steel rods, supplied with quick fit toggle that allows easy relocation. Comes with REC decorative end fitting in satin chrome. Available in 2 sizes to take letter size portrait or landscape pockets

Item Code: Description:

KPC **Clamp for panels up to 3/8"**

KRLTRP **Rod to take letter size portrait**

KRLTRL **Rod to take letter size landscape**

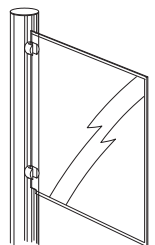


Pockets

- 1/8" (3.2mm) thick high impact acrylic for increased durability in public areas
- supplied with wing on the left or right hand side
- use with KPC support clamps

Item Code: Description/size: Left or Right Fixing

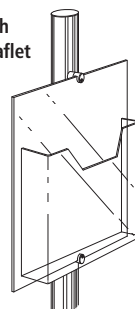
EAP8.5x11IP/RH	Letter Portrait	right
EAP8.5x11IP/LH	Letter Portrait	left
EAP11x8.5IP/RH	Letter Landscape	right
EAP11x8.5IP/LH	Letter Landscape	left



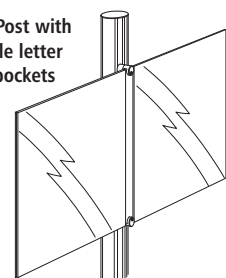
KIPA-HR6LTR
Info-post kit
supplied with 6
letter size
hook-on pockets

KIPA-6LTR
Info-post kit
supplied with
6 letter size
side supported
pockets

Info-Post with
letter size leaflet
dispenser



Info-Post with
double letter
size pockets




The eye is drawn to light...

An illuminated poster or graphic can increase sales by up to an incredible 107% over a non-illuminated presentation.



Light boxes



Using the latest technology coupled with an incredibly long lamp life, our wall mounted or suspended light boxes give you maximum impact in your premises.



Light boxes - single & double sided

Cold cathode light boxes

- cold cathode light boxes use the very latest light technology, making them incredibly bright and light weight.
- extremely long lamp life - up to 50,000 hours (approx. 5 years)
- lux level at panel center of 24" x 36" w unit is 1092 lux, making it one of the brightest around
- supplied with a 3-pin plug
- stylish, slim click frame, 1 1/5" wide x 1 1/3" deep
- available in custom sizes
- use wall mounted or suspended on cable/rod system



Single sided light boxes

- silver anodised finish

Item Code:	Size:	Frame size	Viewing area	Max graphic area
LB1620	16" x 20" (406 x 508mm)	17 1/5" x 21 1/5"	16" x 20"	16 1/5" x 20 1/5"
LB2228	22" x 28" (559 x 711mm)	23 1/5" x 29 1/5"	22" x 28"	22 1/5" x 28 1/5"
LB2436	24" x 36" (610 x 914mm)	25 1/5" x 36 1/5"	24" x 36"	24 1/5" x 36 1/5"
LB3648	36" x 48" (914 x 1219mm)	37 5/8" x 48 5/8"	36" x 48"	36 1/5" x 48 1/5"

-All sizes given in inches and width x height

-All sizes are approximate

-1" = 25.4mm

Double sided light boxes

- double sided units can be suspended from cable/rod systems - ask for details
- brushed aluminum finish

Item Code:	Size:	Frame size	Viewing area	Max graphic area
LDB2228	22" x 28" (559 x 711mm)	23 1/5" x 29 1/5"	22" x 28"	22 1/5" x 28 1/5"
LDB2436	24" x 36" (610 x 916mm)	25 1/5" x 36 1/5"	24" x 36"	24 1/5" x 36 1/5"

-All sizes given in inches and width x height

-All sizes are approximate

-1" = 25.4mm



Light boxes - single & double sided

LED light boxes -framed

- Power consumption savings over traditional fluorescent or incandescent bulbs approaching 80%+
- Long lasting—over 80,000 hours or 8+ years of continuous use
- Snap frames feature easy access to change graphics
- Ultra slim and light
- Brightness and efficiency of light distribution above industry standards
- Mains powered—power supply included



Premier Series: Flat frame: 1 3/4" (33mm)

Single sided: 15/16" (23.8mm) thick

Item Code:	Size:	Frame Size:
ELP1620	16" x 20" (406 x 508mm)	17 7/8" x 21 7/8" (454 x 556mm)
ELP2228	22" x 28" (559 x 711mm)	23 7/8" x 29 7/8" (606 x 759mm)
ELP2436	24" x 36" (610 x 914mm)	25 7/8" x 37 7/8" (651 x 962mm)

Double sided: 1 1/8" (29mm) thick

Item Code:	Size:	Frame Size:
ELP1620D	16" x 20" (406 x 508mm)	17 7/8" x 21 7/8" (454 x 556mm)
ELP2228D	22" x 28" (559 x 711mm)	23 7/8" x 29 7/8" (606 x 759mm)
ELP2436D	24" x 36" (610 x 914mm)	25 7/8" x 37 7/8" (651 x 962mm)

Profile Series: Flat frame: 1 1/4" (32mm)

Single sided: 7/16" (10mm) thick

Item Code:	Size:	Frame Size:
PS912	9" x 12" (229 x 305mm)	10 1/2" x 13 1/2" (267 x 343mm)
PS1620	16" x 20" (406 x 508mm)	17 1/2" x 21 1/2" (445 x 521mm)
PS2228	22" x 28" (559 x 711mm)	23 1/2" x 29 1/2" (597 x 749mm)
PS2436	24" x 36" (610 x 914mm)	25 1/2" x 37 1/2" (648 x 953mm)



Standard Series: Flat frame: 15/16" (23.8mm) or 3-Plane 3/4" (20mm)

Single sided: Flat frame 15/16" (23.8mm) or 3-Plane 5/8" (16mm) thick

Item Code:	Size:	Frame Size:
C8511	8 1/2" x 11" (216 x 279mm)	9 3/8" x 11 7/8" (238 x 301mm)
C1824	18" x 24" (257 x 610mm)	18 7/8" x 24 7/8" (278 x 632mm)
C2228	22" x 28" (559 x 711mm)	22 7/8" x 28 7/8" (581 x 733mm)
C2436	24" x 36" (610 x 914mm)	24 7/8" x 36 7/8" (632 x 937mm)

Large Format Series: Flat frame: 15/16" (23.8mm)

Single sided: 15/16" (23.8mm) thick

Item Code:	Size:	Frame Size:
LF34	36" x 48" (914 x 1220mm)	37 1/16" x 49 1/8" (943 x 1248mm)
LF35	36" x 60" (914 x 1525mm)	37 1/16" x 61 1/8" (943 x 1553mm)
LF36	36" x 72" (914 x 1835mm)	37 1/16" x 73 3/8" (943 x 1863mm)
LF38	36" x 96" (914 x 2440mm)	37 1/16" x 97 1/8" (943 x 2468mm)
LF46	48" x 72" (1220 x 1835mm)	49 1/8" x 73 3/8" (1248 x 1863mm)
LF48	48" x 96" (1220 x 2440mm)	49 1/8" x 97 1/8" (1248 x 2468mm)



Snap Frame Styles

Flat and 3-plane

LED light boxes -frameless



- Power consumption savings
- Long lasting—over 80,000 hours or 8+ years of continuous use
- Ultra slim and light
- Can be wall mounted or hung on cables or rods
- Mains powered—power supply included

Item Code:	Size:	Overall Size:	Viewing Area:
A4FL	8 1/4" x 11 1/16" (210 x 297mm)	12 1/8" x 15 9/16" (308 x 395mm)	7 7/8" x 11 5/16" (2000 x 287mm)
A3FL	11 1/16" x 16 1/2" (297 x 420mm)	15 5/8" x 20 1/2" (397 x 521mm)	11 5/16" x 16 1/8" (287 x 410mm)
A2FL	16 1/2" x 23 3/8" (420 x 594mm)	20 1/2" x 27 5/16" (521 x 694mm)	16 1/8" x 23" (410 x 584mm)
C8511FL	8 1/2" x 11" (216 x 279mm)	12" x 14 1/2" (304 x 368mm)	8 1/8" x 10 5/8" (206 x 269mm)



Light boxes - suspended

- Completely even spread of light which eliminates shadows
- Takes inkjet prints, duratans or standard paper up to 135gsm

- Graphics can be changed in seconds
- Extremely slim floating light boxes, single or double sided
- Invisible power supply, no ugly power cables

Cold cathode light boxes



Compact cold cathode light box with a silver plastic frame suspended on rods with a low-voltage 12 volt power supply. Uses the very latest light technology.

Units can be used as headers with acrylic pockets underneath, as a set of 3 units to create a really powerful illuminated display or with the digital screen as part of a high technology presentation.

- size A3-11³/₄" x 16¹/₂" (297mm x 420mm) can be used portrait or landscape
- cold cathode tube incredibly bright - approximately 2000 lux levels
- units are incredibly light weight
- graphics can be changed in seconds
- profile size 1⁵/₈" (40mm) width x 1" (25mm) depth



Item Code:	Size:
DCA3-DC	A3 single sided, landscape/portrait supplied with PO2 supports
DCDA3-DC	A3 double sided, landscape/portrait supplied with PO2 supports
DCA2-DC	A2 single sided, landscape/portrait supplied with PO2 supports

XtraLite



Use XtraLite in windows and interiors. Ideal for exhibition stands, reception areas and information centers. **NEW!!** Supplied as a kit with necessary hardware.

Standard XtraLite:

- T5 tubes. Aperture lamps with an average lamp life of 9,000 hours
- supplied with cables or rods, transformer, power connectors and isolators
- available in custom sizes

Item Code:	Size:	Dimensions	Fixing
KXLA1C/SI	A1	23 ³ / ₈ " x 33 ¹ / ₈ " (594 x841mm)	Cables: 4m floor/ceiling
KXLA1R/SI	A1	23 ³ / ₈ " x 33 ¹ / ₈ " (594 x841mm)	Rods: 3m floor/ceiling

*Supplied double sided unless otherwise specified.

LED Xtralite:

- Best Value – Eco friendly and low maintenance costs
- Up to 100,000 hrs LED life (i.e. 10 years maintenance free)
- (Standard tubes with 9,000 hrs life would have to be changed 20 times – save on tube costs and labor costs)
- Top/Bottom clip frame for rapid poster change
- Eco friendly
- Up to 80% less power consumption compared to traditional florescent tubes
- Cool to touch
- 40 watt DC power supply

**Up to
100,000 hrs
LED Life**

Item Code:	Size:	Dimensions	Fixing
KXLA1LEDC	A1	23 ³ / ₈ " x 33 ¹ / ₈ " (594 x841mm)	Cables: 4m floor/ceiling
KXLA1LEDR	A1	23 ³ / ₈ " x 33 ¹ / ₈ " (594 x841mm)	Rods: 3m floor/ceiling

*Supplied double sided unless otherwise specified.



Component measurements

All measurements are in millimetres unless stated L=Length W=Width H=Height Ø=Diameter D=Depth Int=Internal 25.4mm = 1"
Guarantee All metal components have a lifetime guarantee. All other products excluding lamps and fuses are covered under a 12 month warranty.

Item code:	Allen key:	Page No.	Dimensions:
AC		26	W=19; H=11.5
ACD		26	W=28; H=9.5
ACL		26	W=28; H=9.5
C2		18	2m cable; top fitting Ø=16
C2A4F	● ●	19	Top fitting Ø=18; floor fitting Ø=15
C2CW-15	● ●	19	Wall brackets Ø=38; 40mm from wall to back cable; floor fitting Ø=16
C2CW-30	● ●	19	Wall brackets Ø=38; 40mm from wall to back cable; floor fitting Ø=16
C2WF-15	● ●	19	Wall brackets Ø=38; 40mm from wall to back cable; floor fitting Ø=15
C2WF-30	● ●	19	Wall brackets Ø=38; 40mm from wall to back cable; floor fitting Ø=15
C2WW-15	● ●	19	Wall brackets Ø=38; 40mm from wall to back cable
C2WW-30	● ●	19	Wall brackets Ø=38; 40mm from wall to back cable
CA4	●	17	4m cable; top fitting Ø=16; bottom fitting Ø=15
CA4-3	●	24	Top fitting Ø=16; bottom fitting Ø=15
CAA	● ●	17	4m cable; fittings Ø=38
CAF	● ●	17	4m cable; top bracket Ø=38; floor fitting Ø=15
CAT	●	18	Weight 100H x 30Ø; weighs 0.55kg
CCT	●	18	Weight 100H x 30Ø; weighs 0.55kg
CCW	●	17	3m cable; top fitting Ø=16; projects 40 from wall
CD-4	●	18, 24	W=5; Ø=25
CD-10	●	37	W=5; Ø=25
CG01	●	20	L=20; Ø=16
CG01-3	● ●	24, 31	L=21; Ø=16
CG02	●	20	L=32; Ø=16
CG03	●	20	L=15; Ø=10
CG03-3	●	31	L=15; Ø=10
CG04	●	20	L=22; Ø=10
CG04-3	●	31	L=22; Ø=10
CG06	●	22	L=20; Ø=16
CG07	●	22	L=32; Ø=16
CG08	●	20	L=31; Ø=21; 8.5mm Ø hole required 15mm from edge of panel
CG09	●	20	L=22; Ø=16
CG11	● ●	20, 22	L=27; Ø=16
CG11-3	● ● ●	25, 31	L=28; Ø=16
CG12	● ● ●	20	L=30; Ø=18
CG12-3	● ● ●	24, 31	L=31; Ø=18
CG13	● ● ●	20, 22	L=27; Ø=18
CG13-3	● ● ●	25, 31	L=28; Ø=18
CG14	● ●	20	L=20; Ø=20.5
CG14-3	● ● ●	24, 31	L=21; Ø=20.5
CG15	● ●	22	L=20; Ø=20.5
CG15-3	● ● ●	25, 32	L=20.5; Ø=21
CG21	● ● ●	20, 22	L=46; Ø=16
CG21-3	● ● ● ●	25, 31	L=46; Ø=16
CG22	● ● ●	20	L=52; Ø=18
CG22-3	● ● ● ●	24, 31	L=52; Ø=18
CG23	● ● ●	20, 22	L=46; Ø=18
CG23-3	● ● ● ●	25, 31	L=46; Ø=18
CH01	●	21	L=16; Ø=16
CH01-3	●	25, 32	L=17; Ø=16
CH02	●	21	L=24; Ø=16
CH02-3	●	25, 32	L=24; Ø=16
CQQ	●	18, 26, 62	2m Cable; top and bottom fitting Ø=16
CS01	●	22	D=11; Ø=16
CS01-3	●	25, 32	D=11; Ø=16
CS03	● ●	21, 47	L=14; Int Ø=12; Int D=6; Ø=16
CS03-3	● ● ●	25, 32, 47	L=15; Int Ø=12; Int D=6; Ø=16
CS04	● ●	21, 47	L=20; Int Ø=12; Int D=6; Ø=16
CS05	● ●	23	L=14; Ø=16
CS05-3	● ● ●	32	L=15; Ø=16
CS06	● ●	23	L=20; Ø=16
CS07	● ● ●	23	L=28; Ø=16
CS08	● ● ●	59	L=12; Ø=12
CS08-3	● ● ● ●	59	L=16; Ø=16
CS09	●	23	L=17; Ø=16
CS11	● ● ●	22	L=36; Ø=18
CS11-3	● ● ● ●	25, 32	L=37; Ø=18
CS12	●	21	H=28; D=14.6; Ø=16

Item code:	Allen key:	Page No.	Dimensions:
CS12-3	● ●	32	H=27; D=26; Ø=16
CS13	● ●	21	L=21.5; Ø=16
CS13-3	● ● ●	24, 31	L=23.5; Ø=16
CS21	● ●	22	L=64; Ø=16
CS21-3	● ● ●	25, 32	L=64; Ø=16
CS22	●	21	H=28; D=21.2; Ø=16
CS23	● ●	21	L=35; Ø=16
CS23-3	● ● ●	24, 31	L=37; Ø=16
CWF	●	17	3m cable; projects 40 from wall; floor fitting Ø=15
CWW	●	17	3m cable; projects 40 from wall; fitting plate Ø=38
HDS		18, 37	D=15; Ø=50
HR10-3	●	31	L=790; Ø=10
KC2-CG05	● ●	18	Top fitting Ø=16; support Ø=23
KC2-CG05-10	● ● ●	18	Top fitting Ø=16;
KMDB/SI	●	26	H=350; D=350; cables/rods project 40mm & 340mm from wall
KMSB-25/SI		26	H=30; Ø=35; cable fitting 25mm from wall
KMSB/SI		26	H=60; Ø=60; cable fitting 50mm from wall
KMSB-100/SI		26	H=110; Ø=110; cable fitting 100mm from wall
P01		15	Ø=38
P01-PC01		18, 24, 37	H=15; Ø=38
P02		21, 25, 32, 33, 35, 39	Ø=12; D=6
P08	●	15, 22, 25, 32, 36, 39	H=8; Ø=16
PC01/I		26, 59	L=12; Ø=16
PC31		14	L=18
PR01-I		26, 59	L=12; Ø=16
R1000-10		37	L=1000; Ø=10
R1000P		23, 33	L=1000; Ø=6
R1500		33	L=1500; Ø=6
R1500-10		37	L=1500; Ø=10
R500		33	L=500; Ø=6
R500-10		37	L=500; Ø=10
R500P		23, 33	L=500; Ø=6
RAAS	● ●	33	Top fitting Ø=15; bottom fitting Ø=18
RAS	●	33	Top & bottom fitting Ø=18
RAS-10		37	Top fitting Ø=20; Bottom fitting Ø=22
RB1		30	1m rod; top fitting Ø=16
RB2		30	2m rod; top fitting Ø=16
RB3		30	3m rod; top fitting Ø=16
RBCF3		30	3m rod; top fitting Ø=16; bottom fitting Ø=15
RBT1		30	1m rod; top fitting Ø=16
RBT2		30	2m rod; top fitting Ø=16
RBT3		30	3m rod; top fitting Ø=16
RBTf3		30	3m rod; top fitting Ø=16; bottom fitting Ø=15
RC10-6	●	37	L=25; Ø=10
REC	●	23, 33	L=16; Ø=12
REC-10		31, 37	L=15; Ø=10
REC-P/BL		23, 33	L=17; Ø=8.5
RG01	●	34	L=25; Ø=16
RG01-10	● ●	38	L=29; Ø=18
RG02	● ●	34	L=36; Ø=16
RG02-10	● ● ●	38	L=40; Ø=18
RG05	● ●	35	L=16; Ø=16
RG06	● ●	36	L=25; Ø=16
RG06-10	● ● ●	39	L=29; Ø=18
RG07	● ●	36	L=36; Ø=16
RG07-10	● ● ●	39	L=40; Ø=18
RG11	● ● ●	34, 36	L=30; Ø=16
RG11-10	● ● ● ●	38	L=34; Ø=18
RG12	● ● ●	34	L=33; Ø=18
RG12-10	● ● ● ●	38	L=37; Ø=18
RG13	● ● ●	34, 36	L=30; Ø=18
RG13-10	● ● ● ●	38	L=34; Ø=18
RG14-10	● ● ●	38	L=29; Ø=20.5
RG21	● ● ●	34, 36	L=46; Ø=16
RG21-10	● ● ● ●	38	L=68; Ø=16
RG22	● ● ●	34	L=52; Ø=18
RG22-10	● ● ● ●	38	L=56; Ø=18

Item code:	Allen key:	Page No.	Dimensions:
RG23	● ●	34, 36	L=46; Ø=18
RG23-10	● ● ●	38	L=50; Ø=18
RGN01	● ●	34	L=25; Ø=16
RH01	●	35	L=19; Ø=16
RH01-10	●	38	L=23; Ø=18
RH02	●	35	L=24; Ø=16
RH02-10	●	38	L=28; Ø=18
RP	●	33	Ø=18
RPA	● ●	33	Ø=15
RR01	● ● ●	36	L=31; Ø=16
RR01-10	● ● ● ●	39	L=40; Ø=18
RR01-3/10	● ● ● ●	32	L=33; Ø=18
RR01-3/6	● ● ● ●	32	L=29; Ø=16
RR01-6/10	● ● ● ●	39	L=56; Ø=18
RS		33	Ø=18
RS01	●	35	D=11; Ø=16
RS03	● ●	33, 35, 47	L=17.5; Int Ø=12; Int D=6; Ø=16
RS03-10	● ● ●	39, 47	L=22; Ø=18
RS04	● ●	35, 47	L=21; Int Ø=12; Int D=6; Ø=16
RS04-10	● ● ●	39, 47	L=26; Ø=18
RS05	● ● ●	36	L=17; Ø=16
RS05-10	● ● ● ●	39	L=22; Ø=18
RS06	● ● ●	36	L=20; Ø=16
RS06-10	● ● ● ●	39	L=26; Ø=18
RS08	● ● ●	59	L=18; Ø=16
RS-10		37	L=22; Ø=20
RS11	● ●	36	L=39; Ø=16
RS11-10	● ● ●	39	L=43; Ø=18
RS12	●	35	H=28; D=18.1; Ø=16
RS12-10	● ●	38	L=20; Ø=18
RS13	● ●	34	L=25; Ø=16
RS13-10	● ●	38	L=30; Ø=18
RS21	● ●	36	L=64; Ø=16
RS21-10	● ● ●	39	L=68; Ø=18
RS22	● ● ●	35	L=30; D=24.2; Ø=16
RS23	● ●	34	L=38; Ø=16
RS23-10	● ●	38	L=38; Ø=18
RSA	●	33	Ø=15
WM01	● ●	15	L=30
WM02	● ●	15	L=30
WM03	●	15	L=16
WM04	●	15	L=16
WM05	●	13	L=14; Ø=16
WM05-13	●	13	L=25; Ø=16
WM05L-20	●	13	L=40; Ø=16
WM06	●	15	L=19; Ø=16
WM07	●	15	L=28; Ø=16
WM08	●	13	L=32; Ø=16
WM09	● ●	14	L=31; Ø=16
WM10	●	15	L=39; Ø=16; 24mm from wall
WM11	● ●	33	L=31; Ø=16
WM11-10	● ● ●	37	L=36; Ø=18
WM11L-10	● ● ● ●	37	L=59; Ø=18
WM12	●	13	L=20; Ø=12
WM15	●	13	L=25; Ø=25
WM16	●	13	L=50; Ø=25
WM17	●	13	L=75; Ø=25
WM18	●	13	L=25; Ø=16
WM19		13	Ø=16
WM20	●	14	Ø=25; D=5.5
WMS-2		14	D=2
WMS-3		14	D=3

ALLEN KEYS:
 To see which allen key each component requires, check the color code in the list above against the grid below:

AK1.5	1.5mm	●
AK2.0	2.0mm	●
AK2.5	2.5mm	●
AK3.0	3.0mm	●
AK4.0	4.0mm	●
AK5.0	5.0mm	●
AK6.0	6.0mm	●

25.4mm = 1"

Displays, signage and lighting that increase sales